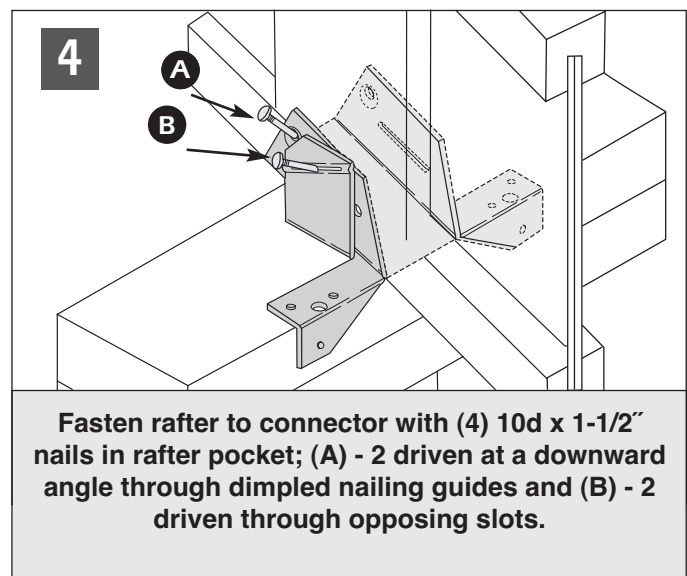
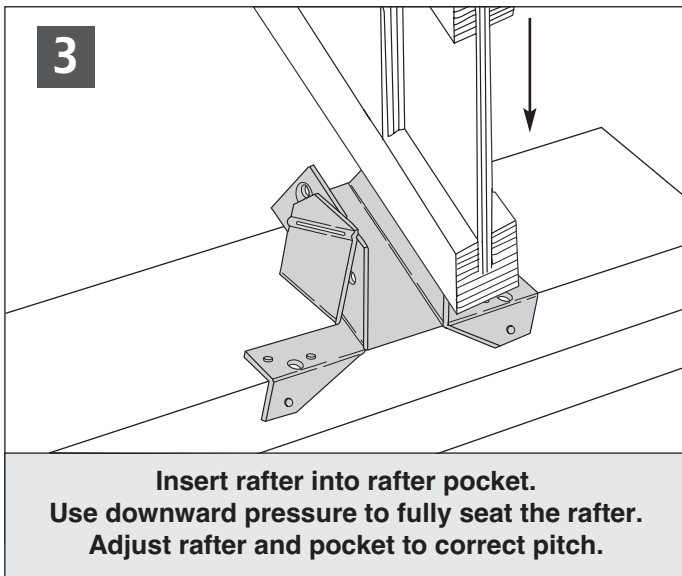
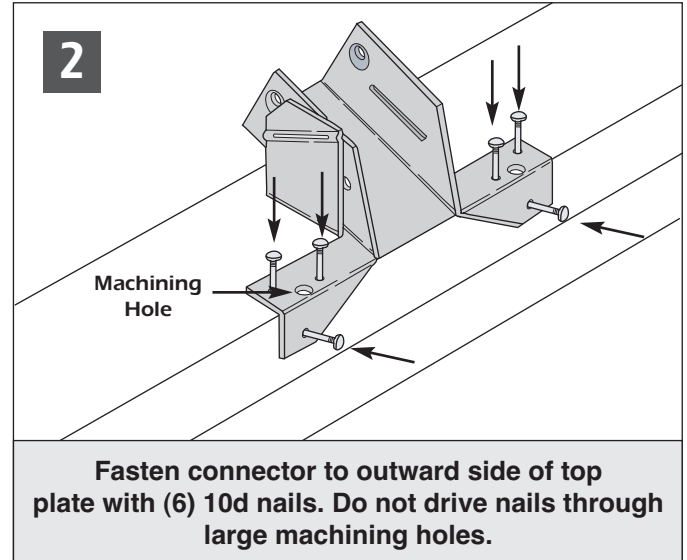
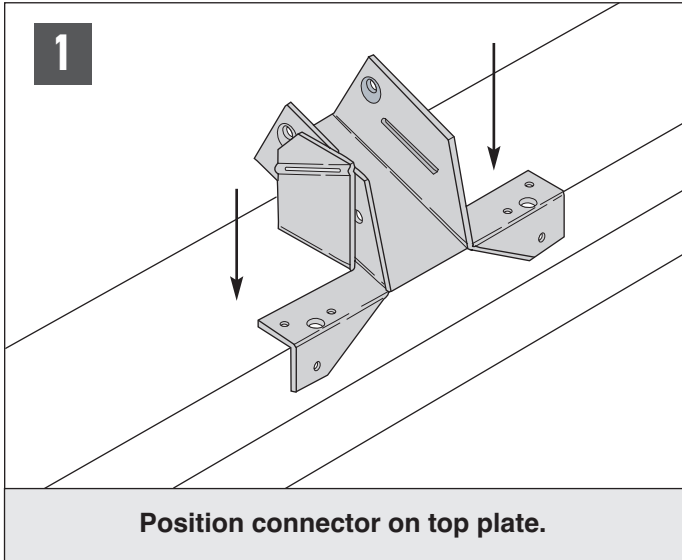
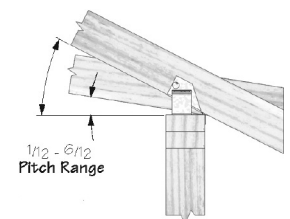


# INSTALLATION INSTRUCTIONS FOR TMP RAFTER CONNECTOR



Rafter Width	USP Stock No.	Ref. No.	Steel Gauge	Dimensions		Fastener Schedule <sup>2,3</sup>		Allowable Loads (Lbs.) <sup>1</sup>							
				W	L	Plate	Rafter	DF-L / SP			S-P-F				
								Floor	Roof	Uplift	Floor	Roof	Uplift		
1-1/2	TMP2	VPA2	18	1-9/16	5-9/16	(6) 10d	(4) 10d x 1-1/2	990	990	990	220	990	990	990	220
1-3/4	TMP175	VPA25	18	1-13/16	5-9/16	(6) 10d	(4) 10d x 1-1/2	1150	1150	1150	220	1150	1150	1150	220
2 or 2-1/8	TMP21	VPA2.06, VPA2.1	18	2-1/8	6-3/8	(6) 10d	(4) 10d x 1-1/2	1290	1290	1290	220	1290	1290	1290	220
2-5/16	TMP23	VPA35	18	2-3/8	6-3/8	(6) 10d	(4) 10d x 1-1/2	1970	1970	1970	220	1970	1970	1970	220
2-1/2 or 2-5/8	TMP25	VPA3	18	2-11/16	6-3/8	(6) 10d	(4) 10d x 1-1/2	1970	1970	1970	220	1970	1970	1970	220
3	TMP31	--	18	3-1/8	7-5/16	(6) 10d	(4) 10d x 1-1/2	1970	1970	1970	220	1970	1970	1970	220
3-1/2	TMP4	VPA4	18	3-9/16	7-5/16	(6) 10d	(4) 10d x 1-1/2	1970	1970	1970	220	1970	1970	1970	220



1) Allowable loads are governed by test results; no further increase shall be permitted.  
2) 10d x 1-1/2 nails are 9 gauge (0.148 diameter) by 1-1/2 long.  
3) Minimum nail penetration shall be 1-1/2 for 10d nails.

**Customer Service**  
Burnsville, MN  
Phone: 1-800-328-5934/1-952-898-8772  
Fax: 1-952-898-8605

**Manufacturing:**  
Montgomery, MN • Livermore, CA  
Largo, FL • Thornhill, Ontario

**Warehouses:**  
Humble, TX  
Lumberton, NJ