



NATIONAL COMPARISON GUIDE 2007

www.USPconnectors.com



Rancho Cucamonga • Livermore • Montgomery • Houston • Largo • Lumberton • Thornhill, Ontario

A3 Angle Clip	5	KGLS Glulam Saddle Hangers	16	PB Post Caps	36
AB Anchor Bolts	34	KGLST Glulam Saddle Hangers	16	PBES Post Caps	7
AC Angle Clips	34	KGLT Glulam Beam Hangers	17	PBS Post Caps	6
B Corner Reinforcements.....	5	KHC Hinge Connectors	19	PC Plywood Clips.....	47
BL Corner Reinforcements	5	KHCST Seismic Straps	19	PCM Post Caps	46
BP Bearing Plates	8	KHGB Glulam Hangers	21	PHD Predeflected Holdowns	20, 47
BPH Beam & Purlin Hangers	7	KHGLB Laminated Beam Seats	21	PHG Panel Hangers.....	21
C Post Caps	7	KHGLS Glulam Saddle Hangers	21	PHI I-Joist Top Flange Hangers	55
CBE Column Bases	35	KHGLST Glulam Saddle Hangers	21	PHM Top Flange Hangers.....	57-58
CBSQ Column Bases.....	9	KHGLT Glulam Beam Hangers	22	PHX Top Flange Hangers.....	30
CMST Coiled Strapping	10	KHHB Beam & Purlin Hangers	24	PHXU Top Flange Hangers	31, 59
CMSTC16 Coiled Strapping.....	10	KHL Heavy Angles.....	25	PL4 Protection Plate	44
CPB Composite Post Bases	10	KHSA Connector Straps	25	PRT2 Pipe Rail Tie.....	47
D Post Anchors.....	8	KHST Strap Ties	26	PS Strap Ties	47
DC1 Drywall Clip	11	KHW Top Flange Hangers	30	RP6 Retro Plate	47
DC50-TZ Deck Clip	11	KLB Beam & Purlin Hangers	34	RS Coiled Strapping	11
DSC4 Drag Strut Connector.....	11	KLCC Lally Column Caps	36	RSPT Stud Plate Tie	12, 48-49
DTC Truss Anchor (Lateral)	20	KLEG Glulam Beam Hangers	36	RT Hurricane/Seismic Anchors	18
EBG44 Elevated Post Base	13	KLFTA Floor Tie Strap	36	RWB Wall Bracing	55
EPB Elevated Post Bases	13	KMEG Glulam Beam Hangers.....	40	SBP Bearing Plates	51
EPCM End Post Caps	14	KNS1 Protection Plate	44	SCA Stair Angles	51
FA3 Foundation Anchor	40	KRPS Strap Ties	47	SDJT14 Deck Joist Tie.....	11
FB Fence Brackets.....	14	KSA Connector Straps.....	48	SDPT Deck Post Ties.....	11
FT Concrete Form Ties	59	KST Strap Ties.....	42, 49	SFA Foundation Anchors	14
GT Girder Truss Hangers.....	52	KSTI Strap Ties	43	SFC Framing Clips.....	14
HC520 Hurricane/Seismic Anchor	15	KTS Twist Straps	53	SFJA Foundation Anchor.....	14
HD/HDF Face Mount Hangers	27, 41	KVB Knee Braces	54	SKH Skewed 45° Hangers.....	26, 50
HDO/HDOIF Top Mount Hangers.....	29	L Straps	34	SKHH Skewed 45° Hangers	26
HDX Truss Holdown Straps	18	LBP Bearing Plates	35	SNP3 Skewed Nail Plate	53
HGA10 Hurricane Gusset Angle	21	LBPS Bearing Plates	35	SPT Stud Plate Ties	48
HGAM10 Hurricane Gusset Angle	21	LFTA6 Light Floor Tie Anchor	18	SPTH Stud Plate Ties	49
HH Header Hangers.....	23	LH Straps	34	ST24H Truss Brace & Spacer	53
HHCP2 Hurricane/Seismic Anchor.....	19	LPTA Lateral Plated Truss Anchor.....	38	ST Foundation Anchors	39
HHDO/HHDOIF Top Mount Hangers	28	LSSH Slope/Skew Hangers	37-38	ST Strap Ties	49
HJHC26 Hip/Jack Connector	43	LSTA Strap Ties	37	STAD Strap Tie Anchor Downs	50
HL Light Gauge Purlin Hangers	34	LSTAD Strap Tie Anchor Downs	37	STB Anchor Bolts.....	49
HLBH Beam Hangers	17, 22	LSTI Strap Ties	37	STBL Anchor Bolts.....	49
HPA Purlin Anchors	25	LTS Tension Ties	39, 48	STC Scissors Truss Clips.....	51
HPAHD Foundation Straps	25	LTTI Tension Ties	39	SUH Joist Hangers.....	54
HTA Truss Anchors	20, 40	LTW Twist Straps	38	SW Top Flange Hangers	55
HTHJ26-18 Hip/Jack Connector	38	LUGT2 Girder Tiedown	36	SWH Top Flange Hangers	57
HTT Tension Ties.....	26, 48	MBG Bridging.....	44	T Straps	50
HTW Twist Straps.....	26	MP Framing Angles.....	36	TA Foundation Straps	45
HTWM Twist Straps	26	MPA1 Framing Angle	5	TAPL Truss Anchors (Lateral)	20
HUGT Girder Tiedowns	23	MP34 Framing Angle	5	TD15 Holdown	19
HUS/HUSIF Slant Nail Joist Hangers	28	MPF Multi-Lateral Plate Ties	38	TDL Concrete Angles.....	5
ICPL Protection Plates	47	MPH Masonry Hangers	56	TD_S Holdowns	48
IS Insulation Supports	31	MSH / MSHIF Strap Hangers.....	52	TDX Holdowns	20
JA1 Joist Angle	5	MSTA Strap Ties	42	TFI Top Mount Hangers	24, 41
JDS Purlin Hangers	46	MSTC Strap Ties	42	TFL Top Mount Hangers	32
JL Joist Hangers	39	MTHF Power Nail Hangers	42	TH Straps	50
JN/JN_E Power Nail Hangers	42	MTS27B Tension Tie	43	THD Face Mount Hangers	24
JPF Purlin Hangers	46	MTW Twist Straps	43	THDH Face Mount Hangers.....	23
JUS Slant Nail Joist Hangers.....	39	MTWC Twist Straps	43	THF Face Mount Hangers.....	28, 33, 41, 54
KB Beam & Purlin Hangers	7	MUGT15 Girder Tiedown	40	THO Top Mount Hangers	32, 35, 41
KCB Column Bases	8	N Bridging.....	38, 51	TPP Mending Plates.....	42
KCBQ Column Bases	9	NA Nails	43	TR Roof Truss Ties	12, 49
KCC Column Caps.....	9	NFM_U Masonry Hangers	40	TSX24 Truss Spacer	53
KCCQ Column Caps	10	NOP1 Moisture Barrier Plate	53	UPHD Holdown	20, 24
KECC End Column Caps.....	12	NP Mending Plates.....	53	WAS Wet Post Anchors	46
KECCQ End Column Caps	13	NPA Mending Plates	53	WB Wall Bracing	55
KEG Glulam Beam Hangers	13	O40 Bridging	38	WBC Wall Bracing	11
KF Panel Hangers	14	Ornamental series.....	44	WBT Wall Bracing	53
KFTA Floor Tie Straps	15	PA Post Anchors	6	WE Wet Post Anchors	46
KGB Glulam Hangers	15	PA Purlin Anchors	44	WG Concrete Form Wedge	54
KGH Floor Girder Hangers	15	PA(E) Post Anchors	6	WS Wood Screws	48
KGLB Laminated Beam Seats.....	15	PAHD42 Foundation Strap.....	45	WT22 Wall Tie	8
KGLBT Laminated Beam Seats	16	PAI Purlin Anchors	45	ZC Blocking Supports.....	59
		PAU Post Anchors	6		

A Angle.....	5	HGT Girder Tiedown	23	MSTC Strap Tie	42
A34/A35 Anchor.....	5	HGUS Hanger	23	MTSI Strap Tie	43
AB Post Base.....	6	HH Hanger	23	MTHM Hanger	43
ABA Post Base	6	HHB Hanger.....	24	MTS Twist Strap.....	43
ABE Post Base	6	HHDQ Holdown	24	MTSC Twist Strap	43
ABU Post Base	6	HHUS Hanger	24	MTT Tension Tie.....	43
AC Post Cap	6	HIT Hanger	24	Nails	43
ACE Post Cap	7	HL Angle	25	NCA Nailless Bridging	44
B Hanger	7	HL Strap Tie.....	34	NS Nail Stopper	44
BC Cap/Base	7	HPA Purlin Anchor	25	O Ornamental.....	44
BC_0 Cap/Base	8	HPAHD Holdown	25	PA Holdown	45
BP Bearing Plate	8	HS Hurricane Tie	18	PA Purlin Anchor	44
BTB Brick Tie	8	HSA Strap	25	PAHD Holdown	45
CB Column Base	8	HST Strap	26	PAI Purlin Anchor.....	45
CBQ Column Base.....	9	HSUR/HSUL Hanger	26	PB Post Base	46
CBSQ Column Base	9	HT Angle	50	PBS Post Base	46
CC Column Cap	9	HTS Twist Strap	26	PC Post Cap	46
CCQ Column Cap	10	HTSM Strap	26	PF Hanger	46
CMST Strap	10	HTT Tension Tie.....	26	PGT Pipe Tie	47
CMSTC Coiled Strap	10	HU/HUC Hanger	27-28	PHD Holdown.....	47
CPS Composite Standoff	10	HUS/HUSC Hanger	28	PS Strap.....	47
CS Strap.....	11	HUSTF/HUSCTF Hanger.....	28	PSCL Sheathing Clip	47
CWB Wall Bracing	11	HUTF/HUCTF Hanger	29	PSPNZ Protective Plate	47
DBTZ Deck Tie.....	11	HW Hanger	30	RP6 Retro Plate	47
DJTZ Deck Tie	11	HWU Hanger	31	RPS Strap Tie	47
DPTZ Deck Tie	11	IS Insulation Support	31	RSP Stud Plate Tie	48
DS Drywall Stop	11	ITT Hanger	32	SA Strap.....	48
DSC Drag Strut Connector.....	11	IUS Hanger	33	SDS Screw	48
DSP Double Stud Plate	12	IUT Hanger.....	33	S/HD Holdown	48
DTC Roof Truss Clip	12	JB Hanger	34	S/HTT Tension Tie	48
ECC Column Cap.....	12	L Angle	34	S/LTT Tension Tie	48
ECCQ Column Cap	13	L Strap Tie	34	SP Stud Plate Tie.....	48
ECCU Column Cap	12	LB Hanger	34	SPH Stud Plate Tie	49
EG Hanger	13	LBOLT Anchor Bolt	34	SSP Single Stud Plate	49
EPB Post Base	13	LBP Bearing Plate	35	SSTB Anchor Bolt	49
EPC Post Cap	14	LBPS Bearing Plate.....	35	SSTBL Anchor Bolt	49
F Hanger	14	LBV Hanger	35	ST Strap Tie	49
FA Foundation Anchor	14	LCB Column Base	35	STC Roof Truss Clip	49
FB Fence Bracket	14	LCC Lally Column Cap	36	STHD Holdown	50
FC Framing Clip.....	14	LEG Hanger	36	SUR/SUL Hanger.....	50
FJA Anchor	14	LFTA Floor Tie Anchor.....	36	T Strap Tie	50
FTA Floor Tie Anchor	15	LGT Girder Tiedown.....	36	TAZ Staircase Angle	51
GB Hanger.....	15	LPC Post Cap	36	TB Tension Bridging.....	51
GBC Gable Bracing	15	LS Angle.....	36	TBE Truss Enhancer	51
GH Hanger	15	LSSU Hanger.....	37	TC Truss Connector.....	51
GLB Beam Seat.....	15	LSTA Strap Tie	37	THA/THAC Hanger	52
GLBT Beam Seat.....	16	LSTHD Holdown	37	THAI Hanger	52
GLS Hanger	16	LSTI Strap Tie	37	THGB Hanger	52
GLST Hanger.....	16	LSU Hanger	38	THGBH Hanger	52
GLT Hanger	17	LTA Truss Anchor.....	38	TJC37 Truss Connector.....	53
GLTV Hanger	17	LTB Bridging	38	TP Tie Plate	53
H Hurricane Ties	18	LTHJ Hanger	38	TPA Tie Plate	53
HCA Hinge Connector	19	LTP Framing Anchor	38	TS Twist Strap	53
HCP Hip Corner Plate	19	LTS Twist Strap	38	TSB Truss Spacer	53
HCSTR Strap	19	LTT/LTTI Tension Tie	39	TSS Truss Spacer	53
HD Holdown	19	LU Hanger	39	TSS Truss Seat	53
HDA Holdown	20	LUS Hanger	39	TWB Wall Bracing	53
HDQ Holdown	20	MAB Mud sill Anchor.....	39	U Hanger	54
HDU Holdown	20	MAS Mud sill Anchor.....	40	VB Knee Brace	54
HETA Truss Anchor	20	MBHA Masonry Hanger.....	40	W1 Wedge	54
HETAL Truss Anchor	20	MEG Hanger	40	W Hanger.....	55
HFN Hanger	21	META Truss Anchor	40	WB Wall Bracing	55
HGA Gusset Angle.....	21	MGT Girder Tiedown	40	WBC Wall Bracing	55
HGAM Gusset Angle	21	MIT Hanger	41	WM Hanger	56
HGB Hanger	21	MIU Hanger	41	WNP Hanger	57
HGLB Beam Seat	21	MMLU Hanger	42	WP Hanger	57-58
HGLS Hanger	21	MMLUI Hanger.....	42	WPU Hanger	59
HGLST Hanger	21	MP Mending Plate	42	WT Wedge Form Tie	59
HGLT Hanger	22	MST Strap Tie	42	Z Clip	59
HGLTV Hanger.....	22	MSTA Strap Tie	42		



Company History

USP has been committed to making pro-grade structural connectors for more than 50 years. In the course of those five-plus decades, we've seen a lot of changes in the way we do business and the way buildings are constructed. But, in all that time our passion and our level of commitment has remained rock solid. We know that every day trade professionals and homeowners alike are using our products to make something a little bit better than it needs to be. We like that because that's how we think, too.

www.USPconnectors.com
info@USPconnectors.com

Customer Service/Technical Assistance:

Phone.....1-800-328-5934
Fax.....1-507-364-8762

Corporate Office

14305 Southcross Drive - Suite 200
Burnsville, Minnesota 55306
Phone.....1-800-328-5934
Fax.....1-952-898-8683

Manufacturing

Montgomery, Minnesota
Livermore, California
Largo, Florida
Rancho Cucamonga, California
Thornhill, Ontario

Warehouses

Houston, Texas
Lumberton, New Jersey

About this Comparison

These comparison tables were developed independently by *USP Structural Connectors®*. The information is intended for use by USP customers and is not intended as a warranty or guarantee, expressed or implied, as to the suitability or fitness of any product described for any particular use.

The USP load values shown in this comparison are from our 2007 Full Line Product Catalog and are derived in accordance to the 1997 or 2001 NDS® (National Design Specification for Wood Construction). The information contained in this edition supercedes information presented in previous versions of this comparison guide.

For comparative purposes, the allowable load values for Simpson products shown in this comparison were obtained from Simpson catalog: *Wood Construction Connectors, (C-2007)*. These loads are reportedly based on the 2001 NDS® values. No effort has been made to determine agreement of Simpson catalog values to current Simpson code evaluation reports.

This comparison publication is not, and should not be considered a verification of the validity or a source of allowable load values for the listed products.

The reference numbers in this publication are for general application comparison only and should not be used as a substitution tool. The user is responsible to compare specific load values, fastener schedules, material specifications, and other factors to determine suitability of use for any particular product.

Code Evaluations

Most USP structural products listed in this catalog have been evaluated or are in the submittal stage for evaluation from one or more of the following code authorities.

With the consolidation of former evaluation services (ICBO ES, NES, SBCCI PST & ESI, and BOCAI evaluation services) into ICC Evaluation Service, Inc. (ICC-ES), many of our evaluation reports now have the status of ICC-ES "Legacy Reports." The ICC-ES Web Site provides additional information, and may be accessed at <http://www.icc-es.org>.

- ICC-ES** - ICC Evaluation Service, Inc. ESR-1178, 1702
- NES** - National Evaluation Service
NER-478, 505, 510, 530, 532, 564, 568, 608
- ICBO** - International Conference of Building Officials,
ICBO ES ER-2039, 2725, 3613, 5125, 5321,
5356, 5531, 5634
- BOCA** - Bldg. Officials and Code Admin. Int'l, Inc.
NER-478, 505, 510, 530, 532, 564, 568, 608
- SBCCI** - Southern Bldg. Code Congress Int'l, Inc.
SBCCI PST & EST 2031C, NER-478, 505,
510, 530, 532, 564, 568, 608

Other code agencies may require specific reductions and limitations and may have different load values than those presented in this catalog. USP recommends consulting specific code evaluation reports or product acceptance criteria that govern in the applicable area. Any questions about current code listings should be directed to the Technical Assistance staff. USP continuously updates code reports to reflect new standards and requirements. Visit USP's Web Site, www.USPconnectors.com/codereports.htm, or specific code agencies web sites for current listings. Code evaluation reports referenced in this catalog may not apply to all stock numbers or product series listed.

WARRANTY

United Steel Products Company warrants its products to be free from defects in material and workmanship. Said products are further warranted as to adequacy of design, provided products are used in strict accordance with United Steel Product Company's current published design limits and are installed in a workmanlike manner. (Said warranties do not apply in the event products are cut, notched, welded, drilled or in any way altered). No warranty applies if deterioration occurs due to environmental conditions. United Steel Products Company's obligations under this warranty shall be limited to the replacement or repair of those products demonstrated to be defective. Such remedy shall constitute Customer's sole and exclusive remedy and Customer hereby agrees that no other remedy (including, but not limited to claims

for INCIDENTAL, CONSEQUENTIAL OR SPECIAL DAMAGES, OR ANY CAUSE, LOSS, ACTION, CLAIM OR DAMAGE, INCLUDING LOSS OF TIME, WHATSOEVER, OR INJURY TO PERSON OR PROPERTY OR ANY OTHER CONSEQUENTIAL DAMAGE OR INCIDENTAL OR ECONOMIC LOSS) shall be available to Customer whether said claims be asserted on the basis of warranty, negligence, strict liability or otherwise. THIS WARRANTY IS EXPRESSLY IN LIEU OF ALL OTHER WARRANTIES, EXPRESSED OR IMPLIED, INCLUDING ANY WARRANTIES OF MERCHANTABILITY AND FITNESS FOR A PARTICULAR PURPOSE, ALL SUCH OTHER WARRANTIES BEING HEREBY EXPRESSLY EXCLUDED.

SIMPSON Strong-Tie Connectors®

USP Structural Connectors®

A		NER-421, ER-5656				
Simpson Stock No.	Direction of Load	DF-L / SP Design Load				
		100%	115%	125%	133%	160%
A23	F1	---	---	---	485	585
	F2	---	---	---	485	565
	F3	---	---	---	---	---

A		NER-568, ER-2039				
USP Stock No.	Direction of Load	DF-L / SP Design Load				
		100%	115%	125%	133%	160%
A3	F1	450	515	560	590	590
	F2	450	515	560	595	600
	F3	210	240	260	280	335

A		No ICC-ES Code Listing				
---	--	------------------------	--	--	--	--

Simpson Stock No.
A33
A44
A66
A88

B		No ICC-ES Code Listing				
BL		No ICC-ES Code Listing				

USP Stock No.
BL3
BL4
B66
B88

A		NER-421, ER-5275, ER-5656				
Simpson Stock No.	Direction of Load	DF-L / SP Design Load				
		100%	115%	125%	133%	160%
A21	F1	---	---	---	180	245
	F2	---	---	---	175	175
	F3	---	---	---	---	---

JA		No ICC-ES Code Listing				
USP Stock No.	Direction of Load	DF-L / SP Design Load				
		100%	115%	125%	133%	160%
JA1	F1	225	255	255	255	255
	F2	225	260	280	300	345
	F3	70	80	90	95	115

A		No Code Listing				
---	--	-----------------	--	--	--	--

Simpson Stock No.
A24
A311

TDL		ER-2039			
USP Stock No.	Direction of Load	DF-L / SP Design Load			
		Uplift			
		Nails		Bolts	
		133%	160%	133%	160%

TDL5		795	955	920	1105
TDL10		795	955	920	1105

A35		NER-413, ER-5672				
A34		NER-413, ER-5672				
Simpson Stock No.	Direction of Load	DF-L / SP Design Load				
		100%	125%	133%	160%	

A35	A ₁	260	320	335	335
	E	260	320	335	335
	C ₁	170	170	170	170
	A ₂	260	320	345	345
	D	150	150	150	150
	C ₂	260	315	315	315
	F ₁	450	450	450	450
	F ₂	515	645	685	685
	F ₃	---	---	---	---
	A34	F ₁	345	365	365
F ₂		280	280	280	280
F ₃		---	---	---	---

MPA1		NER-505			
MP34		NER-505			
USP Stock No.	Direction of Load	DF-L / SP Design Load			
		100%	125%	133%	160%

MPA1	A ₁	285	355	380	415
	B ₁	285	350	350	350
	C ₁	285	355	355	355
	A ₂	505	505	505	505
	B ₂	280	280	280	280
	C ₂	375	375	375	375
	F ₁	570	680	680	680
	F ₂	570	715	760	795
	F ₃	505	505	505	505
	MP34	F ₁	380	475	505
F ₂		380	475	505	610
F ₃		340	340	340	340

© Copyright 2007 USP Structural Connectors®

SIMPSON Strong-Tie Connectors[®]

AB				NER-393, ER-5708	
Simpson Stock No.	DF-L / SP Design Load				Bearing 100%
	Uplift				
	133%	160%			
AB44	---	---			4065
AB44R	---	---			4065
AB46	---	---			4165
AB46R	---	---			4165
AB66	---	---			5335
AB66R	---	---			5335

ABA				NER-422, ER-5709	
Simpson Stock No.	DF-L / SP Design Load				Bearing 100%
	Uplift				
	133%	160%			
ABA44	555	555			6000
ABA46	700	700			9435
ABA66	720	720			10665

ABE				NER-432, NER-499	
Simpson Stock No.	DF-L / SP Design Load				Bearing 100%
	Uplift				
	133%	160%			
ABE44	520	520			6665
ABE46	810	810			7335
ABE66	900	900			12000

ABU						NER-469, ER-5655	
Simpson Stock No.	DF-L / SP Design Load						Bearing 100%
	Uplift						
	Nails			Bolts			
	133%	160%	133%	160%			
ABU44	2200	2200	1800	2160			6665
ABU46	2255	2300	2300	2300			10335
ABU66	2300	2300	2300	2300			12000
ABU88	2320	2320	---	---			24335
ABU88R	2320	2320	---	---			24335

AC					NER-421, ER-5656	
Simpson Stock No.	DF-L / SP Design Load (Min Values) - Used in Pairs					
	Uplift		F1	F2		
	133%	160%	133%/160%	133%/160%		
AC4	1430	1430	715	---		
AC6	1430	1430	715	---		
AC4R	1430	1430	715	---		
AC6R	1430	1430	715	---		

USP Structural Connectors[®]

PA				NER-530	
USP Stock No.	DF-L / SP Design Load				Bearing 100%
	Uplift				
	133%	160%			
PA44	380	380			5135
PA44R	380	380			5135
PA46	505	505			6285
PA46R	505	505			6285
PA66	470	470			6950
PA66R	470	470			6950

PA(E)				NER-530	
USP Stock No.	DF-L / SP Design Load				Bearing 100%
	Uplift				
	133%	160%			
PA44E	990	990			6775
PA46E *	825	825			13815
PA66E	1060	1060			16005

*Not listed in NER-530

PA(E)				NER-530	
USP Stock No.	DF-L / SP Design Load				Bearing 100%
	Uplift				
	133%	160%			
PA44E	990	990			6775
PA46E *	825	825			13815
PA66E	1060	1060			16005

*Not listed in NER-530

PAU						NER-608, ICC-ES ESR-1178 pg. 5	
USP Stock No.	DF-L / SP Design Load						Bearing 100%
	Uplift						
	Nails			Bolts			
	133%	160%	133%	160%			
PAU44	2350	2535	2265	2265			6775
PAU46	2350	2535	2265	2265			13815
PAU66	2380	2380	2265	2265			16005
PAU88	2780	3185	---	---			24900
PAU88R	2780	3185	---	---			24900

PBS						NER-505	
USP Stock No.	DF-L / SP Design Load - Used in Pairs						
	Uplift		F1	F2			
	133%	160%	133%	160%	133%/160%		
PBS44	2175	2610	975	975	1195		
PBS66	2175	2280	1010	1010	1310		
PBS44R *	1450	1740	1450	1680	1195		
PBS66R *	1815	2175	1010	1010	1310		

*Not listed in NER-505

SIMPSON Strong-Tie Connectors®

USP Structural Connectors®

ACE		NER-421, ER-5656			
Simpson Stock No.	DF-L / SP Design Load (Min Values) - Used in Pairs				
	Uplift		F1	F2	
	133%	160%	133%/160%	133%/160%	
ACE4	1070	1070	715	--	
ACE6	1070	1070	715	--	

PBES		NER-505			
USP Stock No.	DF-L / SP Design Load - Used in Pairs				
	Uplift		F1	F2	
	133%	160%	133%/160%	133%/160%	
PBES44	1450	1740	980	630	
PBES66	1450	1740	1275	1010	

B		No Code Listings			
Simpson Stock No.	Design Load				
	DF-L / SP	LVL	Uplift		
			100%	100%	
B1.81/16	3640	4135	825	990	
B3.56/11.88	3800	4135	1010	1010	
B3.56/14	3800	4135	1010	1010	
B3.56/16	3800	4135	1010	1010	
B7.12/9.5	3800	4135	1010	1010	
B7.12/11.88	3800	4135	1010	1010	
B7.12/14	3800	4135	1010	1010	
B7.12/16	3800	4135	1010	1010	
B7.12/18	3800	4135	1010	1010	
B7.12/20	3800	4135	1010	1010	
B7.12/22	3800	4135	1010	1010	
B7.12/24	3800	4135	1010	1010	

BPH		NER-530			
USP Stock No.	Design Load				
	DF-L / SP**	LVL	Uplift		
			100%	100%	
BPH17118	3000	3395	535	625	
BPH35118	3510	3680	665	800	
BPH3514	3510	3680	1000	1140	
BPH3516	3510	3680	1000	1140	
BPH7195 *	3510	3680	950	1140	
BPH71118	3510	3680	1000	1200	
BPH7114	3510	3680	1000	1200	
BPH7116	3510	3680	1000	1200	
BPH7118	3510	3680	1000	1200	
BPH7120 *	3510	3680	1000	1200	
BPH7122 *	3510	3680	1000	1200	
BPH7124 *	3510	3680	1000	1200	

*Not listed in NER-530

**DF-L/SYP header values are not listed in NER-530

B		ER-5117				
Simpson Stock No.	DF-L / SP Design Load					
	Floor	Roof		Uplift		
		100%	115%	125%	133%	160%
B38	3800	3800	3800	1010	1010	
B310	3800	3800	3800	1010	1010	
B312	3800	3800	3800	1010	1010	
B314	3800	3800	3800	1010	1010	
B316	3800	3800	3800	1010	1010	
B48	3800	3800	3800	1010	1010	
B410	3800	3800	3800	1010	1010	
B412	3800	3800	3800	1010	1010	
B414	3800	3800	3800	1010	1010	
B416	3800	3800	3800	1010	1010	
B610	3800	3800	3800	1010	1010	
B612	3800	3800	3800	1010	1010	
B614	3800	3800	3800	1010	1010	
B616	3800	3800	3800	1010	1010	

KB		ER-2725				
USP Stock No.	DF-L / SP Design Load					
	Floor	Roof		Uplift		
		100%	115%	125%	133%	160%
KB38	2420	2420	2420	315	380	
KB310	2420	2420	2420	315	380	
KB312	2420	2420	2420	315	380	
KB314	2420	2420	2420	315	380	
KB316	2420	2420	2420	315	380	
KB48	2420	2420	2420	465	555	
KB410	2420	2420	2420	465	555	
KB412	2870	2870	2870	465	555	
KB414	2870	2870	2870	465	555	
KB416	2870	2870	2870	465	555	
KB610	3495	3495	3495	465	555	
KB612	3495	3495	3495	465	555	
KB614	3495	3495	3495	465	555	
KB616	3495	3495	3495	465	555	

BC		NER-421, ER-5656					
Simpson Stock No.	DF-L / SP Design Load						
	Uplift		F1		F2		
	133%	160%	133%	160%	133%	160%	
BC4	980	980	1000	1000	--	--	
BC4R	980	980	1000	1000	--	--	
BC46	980	980	1000	1000	--	--	
BC6	1050	1050	2000	2000	--	--	
BC6R	1050	1050	2000	2000	--	--	
BC8	1800	1800	2000	2000	--	--	

C		ER-2039					
USP Stock No.	DF-L / SP Design Load						
	Uplift		F1		F2		
	133%	160%	133%	160%	133%	160%	
C44	1000	1000	1095	1225	1095	1225	
C44R	1000	1000	1225	1225	1225	1225	
C46	1000	1000	1095	1225	1095	1225	
C66	1090	1090	2185	2525	2185	2525	
C66R	1090	1090	1820	2190	1820	2190	
C88	1125	1125	2525	2525	2525	2525	

SIMPSON Strong-Tie Connectors®

BC_0		No Code Listing			
Simpson Stock No.	DF-L / SP Design Load				
	Uplift		Lateral		
	133%	160%	133%	160%	
BC40	--	--	535	535	
BC40R	--	--	535	535	
BC460	--	--	535	535	
BC60	--	--	535	535	
BC60R	--	--	535	535	

BP			No Code Listing
Simpson Stock No.	Plate Thickness	Bolt Diameter (Inches)	
BP½	3/16	1/2	
BP¾-2	3/16	5/8	
BP¾	1/4	5/8	
BP¾	5/16	3/4	
BP7/8	5/16	7/8	
BP1	3/8	1	

BT		No ICC-ES Code Listing
Simpson Stock No.		
BTB		

CB			NER-393, ER-5708
Simpson Stock No.	DF-L / SP Design Load		
	Uplift		
	133%	160%	
CB44	4200	4200	
CB46	4200	4200	
CB48	4200	4200	
CB64	4200	4200	
CB66	4200	4200	
CB68	4200	4200	
CB610	4200	4200	
CB612	4200	4200	
CB7¾-4	6650	6650	
CB7¾-6	6650	6650	
CB7¾-7	6650	6650	
CB86	6650	6650	
CB88	6650	6650	
CB810	6650	6650	
CB812	6650	6650	
CB1010	6650	6650	
CB1012	6650	6650	
CB1212	6650	6650	

USP Structural Connectors®

D		ER-2039			
USP Stock No.	DF-L / SP Design Load				
	Uplift		Lateral - F1		
	133%	160%	133%	160%	
D44	730	875	730	875	
D44R *	730	875	730	875	
D46	910	1095	910	1020	
D66	910	1095	910	1020	
D66R *	910	1095	910	1020	

*Not listed in ER-2039

BP			No ICC-ES Code Listing
USP Stock No.	Plate Thickness	Bolt Diameter (Inches)	
BP12	3/16	1/2	
BP582	3/16	5/8	
BP58	1/4	5/8	
BP34	5/16	3/4	
BP78	5/16	7/8	
BP1	3/8	1	

WT		No ICC-ES Code Listing
USP Stock No.		
WT22		

KCB			NER-530
USP Stock No.	DF-L / SP Design Load		
	Uplift		
	133%	160%	
KCB44	5910	7090	
KCB46	5900	7080	
KCB48	5890	7070	
KCB64	5915	7095	
KCB66	5905	7085	
KCB68	5900	7080	
KCB610	5895	7075	
KCB612	5890	7070	
KCB74	8185	8185	
KCB76	8185	8185	
KCB77	8185	8185	
KCB86	8185	8185	
KCB88	8185	8185	
KCB810	8185	8185	
KCB812	8185	8185	
KCB1010	8185	8185	
KCB1012	8185	8185	
KCB1212	8155	8185	

SIMPSON Strong-Tie Connectors®

CBQ			ER-5952
Simpson Stock No.	DF-L / SP Design Load		
	Uplift		
	133%	160%	
CBQ44-SDS2	4200	4200	
CBQ46-SDS2	4200	4200	
CBQ66-SDS2	4200	4200	

CBSQ				ER-5952
Simpson Stock No.	DF-L / SP Design Load			Bearing
	Uplift			
	133%	160%	100%	
CBSQ44-SDS2	5335	5335	10975	
CBSQ46-SDS2	5335	5335	14420	
CBSQ66-SDS2	5710	6855	14420	

CC				ER-1211
Simpson Stock No.	DF-L / SP Design Load			Bearing
	Uplift			
	133%	160%	100%	
CC3¼-4	3035	3640	19250	
CC3¼-6	3035	3640	19250	
CC44	1220	1465	15310	
CC46	2330	2800	24060	
CC48 *	2330	2800	24060	
CC5¼-4	6305	7530	37310	
CC5¼-6	6275	7530	37310	
CC5¼-8	6275	7530	37310	
CC6-7½ *	3365	4040	37810	
CC64	3365	4040	37810	
CC66	3365	4040	37810	
CC68	3365	4040	37810	
CC74 *	6270	7525	49140	
CC7½-6 *	6320	7585	68250	
CC76	6270	7525	49140	
CC77	6270	7525	49140	
CC7½-7½ *	6320	7585	68250	
CC78	6270	7525	49140	
CC86	6200	7440	54600	
CC88	6200	7440	54600	
CC96	6260	7515	63700	
CC98	6260	7515	63700	
CC106	6260	7515	69160	

*Not listed in ER-1211

USP Structural Connectors®

KCBQ			NER-532, ER-2725
USP Stock No.	DF-L / SP Design Load *		
	Uplift		
	133%	160%	
KCBQ44	5010	5535	
KCBQ46	5010	5535	
KCBQ66	5010	5535	

*Design loads are based on the 1997 NDS®

CBSQ				No ICC-ES Code Listing
USP Stock No.	DF-L / SP Design Load *			Bearing
	Uplift			
	133%	160%	100%	
CBSQ44-TZ	5710	6855	6775	
CBSQ46-TZ	5710	6855	13815	
CBSQ66-TZ	5710	6855	16005	

*Design loads are based on the 1997 NDS®

KCC				NER-530
USP Stock No.	DF-L / SP Design Load			Bearing
	Uplift			
	133%	160%	100%	
KCC325-4	2920	3505	21485	
KCC325-6	2920	3505	21485	
KCC44	3265	3920	15315	
KCC46	3265	3920	24065	
KCC48	3265	3920	24065	
KCC525-4	6795	8155	41640	
KCC525-6	6795	8155	41640	
KCC525-8	6795	8155	41640	
KCC57	3455	4145	36095	
KCC64	3455	4145	37815	
KCC66	3455	4145	37815	
KCC68	3455	4145	37815	
KCC74	6795	8155	54845	
KCC75X	6795	8155	56875	
KCC76	6795	8155	54845	
KCC77	6795	8155	54845	
KCC77X	6795	8155	56875	
KCC78	6795	8155	54845	
KCC86	6795	8155	60940	
KCC88	6795	8155	60940	
KCC96	6795	8155	71095	
KCC98	6795	8155	71095	
KCC106	6795	8155	77190	

SIMPSON Strong-Tie Connectors®

CCQ		ER-5952	
Simpson Stock No.	DF-L / SP Design Load		
	Uplift		Bearing 100%
	133%	160%	
CCQ3-4SDS2.5	5680	5680	19250
CCQ3-6SDS2.5	5680	5680	19250
CCQ44SDS2.5	5680	5680	24065
CCQ46SDS2.5	5955	7145	24065
CCQ48SDS2.5	5955	7145	24065
CCQ5-4SDS2.5	5680	5680	31570
CCQ5-6SDS2.5	6270	7245	31570
CCQ5-8SDS2.5	6270	7245	31570
CCQ64SDS2.5	5680	5680	37815
CCQ66SDS2.5	5955	7145	37815
CCQ6-7.13SDS2.5 *	5955	7145	37815
CCQ68SDS2.5	5955	7145	37815
CCQ74SDS2.5	5680	5680	41580
CCQ76SDS2.5	6270	7245	41580
CCQ77SDS2.5	6270	7245	41580
CCQ7.1-7.1SDS2.5 *	6270	7245	57750
CCQ78SDS2.5	6270	7245	41580
CCQ86SDS2.5 *	6270	7245	51565
CCQ88SDS2.5 *	6270	7245	51565
CCQ96SDS2.5 *	6270	7245	53900
CCQ98SDS2.5 *	6270	7245	53900
CCQ106SDS2.5 *	6270	7245	65315

*Not listed in ER-5952

USP Structural Connectors®

KCCQ		NER-532, ER-2725	
USP Stock No.	DF-L / SP Design Load		
	Uplift		Bearing 100%
	133%	160%	
KCCQ325-4	5955	7060	21485
KCCQ325-6	5955	7060	21485
KCCQ44	5955	7060	24065
KCCQ46	5955	7060	24065
KCCQ48	5955	7060	24065
KCCQ525-4	5955	7060	41640
KCCQ525-6	5955	7060	41640
KCCQ525-8	5955	7060	41640
KCCQ64	5955	7060	37815
KCCQ66	5955	7060	37815
KCCQ67X	5955	7060	37815
KCCQ68	5955	7060	37815
KCCQ74	5955	7060	46405
KCCQ76	5955	7060	46405
KCCQ77	5955	7060	46405
KCCQ77X	5955	7060	48125
KCCQ78	5955	7060	46405
KCCQ86	5955	7060	51565
KCCQ88	5955	7060	51565
KCCQ96	5955	7060	60155
KCCQ98	5955	7060	60155
KCCQ106	5955	7060	65315

*Design loads are based on the 1997 NDS®

© Copyright 2007 USP Structural Connectors®

CMST		NER-413, ER-5275, ER-5672	
CMSTC		No ICC-ES Code Listing	
Simpson Stock No.	DF-L / SP Design Load		
	Tension		
	133%	160%	
CMST12	9235		9235
CMST14	6490		6490
CMSTC16	4585		4585

CMST		NER-608	
CMSTC		NER-564	
USP Stock No.	DF-L / SP Design Load		
	Tension		
	133%	160%	
CMST12	9320		9320
CMST14	6630		6630
CMSTC16	4975		4975

16d sinker nails may be substituted for 10d nails with no load reduction.

CPS		No Code Listing	
Simpson Stock No.	Uplift	Down	
	CPS4	4490	5195
CPS46	4490	5865	
CPS5	4490	5865	
CPS6	4490	7745	
CPS7	4490	8315	

CPB		No Code Listing	
USP Stock No.	Post Base Allowable Capacity	Concrete Design Bearing Strength	
	CPB44	5235	6545
CPB46	6810	9820	
CPB55	6295	8925	
CPB66	8570	11600	
CPB88	12490	19040	

SIMPSON Strong-Tie Connectors®

USP Structural Connectors®

© Copyright 2007 USP Structural Connectors®

CS			NER-413, NER-499, ER-5672, SBCCI 9603C	
Simpson Stock No.	DF-L / SP Design Load			
	Uplift			
	133%		160%	
CS18S	1370	1370	1370	1370
CS14 *	2460	2460	2460	2460
CS16	1705	1705	1705	1705
CS18	1370	1370	1370	1370
CS20	1030	1030	1030	1030
CS22	845	845	845	845
CS14-R *	2460	2460	2460	2460
CS16-R	1705	1705	1705	1705
CS18-R	1370	1370	1370	1370
CS20-R	1030	1030	1030	1030
CS22-R	845	845	845	845

*Not listed in above code evaluation reports

RS			NER-530	
USP Stock No.	DF-L / SP Design Load			
	Uplift			
	133%		160%	
RS100	1430	1430	1430	1430
RS14-100	2520	2520	2610	2610
RS150	1795	1795	1795	1795
RS200	1430	1430	1430	1430
RS250	1095	1095	1095	1095
RS300	945	945	945	945
RS14-R	2520	2520	2610	2610
RS16-R	1795	1795	1795	1795
RS18-R	1430	1430	1430	1430
RS20-R	1095	1095	1095	1095
RS22-R	945	945	945	945

*Not listed in NER-530

CWB		NER-443	
Simpson Stock No.		These are code-approved for value in tension equal to 1" x 4" wood let-in bracing.	
CWB106			
CWB126			

WBC		NER-530	
USP Stock No.		These are code-approved for value in tension equal to 1" x 4" wood let-in bracing.	
WBC10			
WBC12			

DBTZ		NER-443	
Simpson Stock No.			
DBT1Z			

DC		No ICC-ES Code Listing	
USP Stock No.			
DC50-TZ			

DJTZ					NER-443			
Simpson Stock No.	DF-L / SP Design Load							
	Nails				Bolts			
	100%		125%		100%		125%	
DJT14Z	1100	1375	1400	1400	1400	1400	1400	1400

SDJT					No ICC-ES Code Listing			
USP Stock No.	DF-L / SP Design Load							
	Nails				Bolts			
	100%		125%		100%		125%	
SDJT14-TZ	1120	1400	1400	1400	1400	1400	1400	1400

DPTZ		NER-443, ER-5672	
Simpson Stock No.			
DPT5Z			
DPT7Z			

SDPT		No ICC-ES Code Listing	
USP Stock No.			
SDPT5-TZ			
SDPT7-TZ			

DS		NER-413, ER-5672	
Simpson Stock No.			
DS			

DC		No ICC-ES Code Listing	
USP Stock No.			
DC1			

DSC			No ICC-ES Code Listing	
Simpson Stock No.	DF-L / SP Design Load			
	Compression		Tension	
	133% / 160%		133% / 160%	
DSC4R/L-SDS3	4935	4935	4235	4235

DSC			NER-564	
USP Stock No.	DF-L / SP Design Load *			
	Compression		Tension	
	133% / 160%		133% / 160%	
DSC4R/L	4965	4965	4945	4945

*Design loads are based on the 1997 NDS®.

SIMPSON Strong-Tie Connectors®

DSP		SBCCI 9603C	
Simpson Stock No.	DF-L / SP Design Load		
	Uplift		
	133%	160%	
DSP	775	775	

DTC		No Code Listing			
Simpson Stock No.	DF-L / SP Design Load (133% / 160%)				
	Without Gap		With 1/4" Max Gap		
	F ₁	F ₂	F ₁	F ₂	
	DTC	125	210	85	135

ECC		ER-1211	
ECCU		ER-1211	
Simpson Stock No.	DF-L / SP Design Load		
	ECCU		ECC / ECCU
	Uplift **		Bearing
	133%	160%	100%
ECC3¼-4	1010	1010	6125
ECC3¼-6	1010	1010	9625
ECC44	205	205	7655
ECC46	740	740	12030
ECC48 *	740	740	16405
ECC5¼-4	2735	2735	10045
ECC5¼-6	2735	2735	15785
ECC5¼-8	2735	2735	21525
ECC6-7½ *	1165	1165	24060
ECC64	1165	1165	12030
ECC66	1165	1165	18905
ECC68	1165	1165	25780
ECC74 *	3605	3605	13230
ECC7¼-6 *	4855	4855	28875
ECC76	3605	3605	20790
ECC77	3605	3605	25515
ECC7¾-7½ *	4855	4855	36750
ECC78	3605	3605	28350
ECC86	2625	2625	23100
ECC88	2625	2625	31500
ECC96	4670	4670	26950
ECC98	4670	4670	36750
ECC106	3325	3325	29260

*Not listed in ER-1211

**Uplift loads not listed in ER-1211

USP Structural Connectors®

RSPT		No ICC-ES Code Listing	
USP Stock No.	DF-L / SP Design Load		
	Uplift		
	133%	160%	
RSPT6-2	895	955	

TR		No Code Listing			
USP Stock No.	DF-L / SP Design Load (133% / 160%)				
	Without Gap		With 1/4" Gap		
	F ₁	F ₂	F ₁	F ₂	
	TR2	125	210	85	135

KECC		NER-530		
USP Stock No.	DF-L / SP Design Load			Bearing
	Uplift			
	133%	160%	100%	
	KECC325-4	1460	1750	
KECC325-6	1460	1750	14650	
KECC44	1635	1960	12030	
KECC46	1635	1960	18595	
KECC48	1635	1960	20780	
KECC525-4	5040	5935	30430	
KECC525-6	5040	5935	30430	
KECC525-8	5040	5935	30430	
KECC57	1725	2070	31170	
KECC64	1725	2070	25780	
KECC66	1725	2070	25780	
KECC68	1725	2070	32655	
KECC74	5040	5935	44295	
KECC75X	5040	5935	45940	
KECC76	5040	5935	44295	
KECC77	5040	5935	44295	
KECC77X	5040	5935	45940	
KECC78	5040	5935	44295	
KECC86	5040	5935	49220	
KECC88	5040	5935	49220	
KECC96	5040	5935	57420	
KECC98	5040	5935	57420	
KECC106	5040	5935	62345	

SIMPSON Strong-Tie Connectors®

USP Structural Connectors®

© Copyright 2007 USP Structural Connectors®

ECCQ		ER-5952		
Simpson Stock No.	DF-L / SP Design Load			
	Uplift		Bearing 100%	
	133%	160%		
ECCQ3-4SDS2.5	3695	3695	6125	
ECCQ3-6SDS2.5	3695	3695	9625	
ECCQ44SDS2.5	4040	4040	7655	
ECCQ46SDS2.5	4040	4040	12030	
ECCQ48SDS2.5	4040	4040	16405	
ECCQ5-4SDS2.5	4040	4040	10045	
ECCQ5-6SDS2.5	5535	5535	15785	
ECCQ5-8SDS2.5	5535	5535	21525	
ECCQ64SDS2.5	4040	4040	12030	
ECCQ66SDS2.5	4040	4040	18905	
ECCQ6-7.13SDS2.5 *	4040	4040	24490	
ECCQ68SDS2.5	4040	4040	25780	
ECCQ74SDS2.5	4040	4040	13230	
ECCQ76SDS2.5	5535	5535	20790	
ECCQ77SDS2.5	5535	5535	25515	
ECCQ7.1-7.1SDS2.5 *	5535	5535	37405	
ECCQ78SDS2.5	5535	5535	28350	
ECCQ86SDS2.5 *	5535	5535	25780	
ECCQ88SDS2.5 *	5535	5535	35155	
ECCQ96SDS2.5 *	5535	5535	26950	
ECCQ98SDS2.5 *	5535	5535	36750	
ECCQ106SDS2.5 *	5535	5535	32655	

*Not listed in ER-5952

KECCQ		NER-532, ER-2725		
USP Stock No.	DF-L / SP Design Load			
	Uplift		Bearing 100%	
	133%	160%		
KECCQ325-4	5955	7060	14650	
KECCQ325-6	5955	7060	14650	
KECCQ44	5955	7060	18595	
KECCQ46	5955	7060	18595	
KECCQ48	5955	7060	18595	
KECCQ525-4	5955	7060	30430	
KECCQ525-6	5955	7060	30430	
KECCQ525-8	5955	7060	30430	
KECCQ64	5955	7060	29220	
KECCQ66	5955	7060	25780	
KECCQ67X	5955	7060	29220	
KECCQ68	5955	7060	29220	
KECCQ74	5955	7060	35860	
KECCQ76	5955	7060	35860	
KECCQ77	5955	7060	35860	
KECCQ77X	5955	7060	37190	
KECCQ78	5955	7060	35860	
KECCQ86	5955	7060	39845	
KECCQ88	5955	7060	39845	
KECCQ96	5955	7060	46485	
KECCQ98	5955	7060	46485	
KECCQ106	5955	7060	50470	

*Design loads are based on the 1997 NDS®.

EG		ICBO ES ER-5117			
Simpson Stock No.	DF-L / SP Design Load				
	Top Flange Triangle Theory ¹				
	Floor 100%	Roof 125%	Uplift		
			133%	160%	
EG5	17095	19310	---	---	
EG7	17095	19310	---	---	
EG9	17095	19310	---	---	

¹Allowable loads are for supporting member with a width of 5-1/2" and 560 psi perpendicular to grain loading in single shear.

KEG		ICBO ES ER-2725			
USP Stock No.	DF-L / SP Design Load				
	With Top Flange ¹				
	Floor 100%	Roof 125%	Uplift		
			133%	160%	
KEG5	16115	18415	6070	7305	
KEG7	17005	19320	7660	9215	
KEG9	18185	20505	7685	9240	

¹Allowable loads are for supporting member with a width of 5-1/2" and 460 psi perpendicular to grain loading in single shear.

EPB		NER-393, ER-5708				
Simpson Stock No.	DF-L / SP Design Load					
	Uplift 133%/160%	F1		F2	Bearing 100%	
		133%	160%	133%/160%		
EPB44	800	985	985	1135	3465	
EPB46	800	985	985	1135	3465	
EPB66	1500	985	985	1135	3465	
EPB44A	1100	815	815	935	2670	

EPB EBG		NER-505				
USP Stock No.	DF-L / SP Design Load					
	Uplift 133%/160%	F1		F2	Bearing 100%	
		133%	160%	133%/160%		
EPB4408	1140	1115	1115	1075	3045	
EPB4608	1560	2270	2330	1695	3045	
EPB6608	1560	2270	2330	1695	4665	
EBG44	1085	1100	1100	1180	2485	

SIMPSON Strong-Tie Connectors[®]

EPC		NER-443					
Simpson Stock No.	DF-L / SP Design Load						
	Uplift		F1		F2		
	133%	160%	133%	160%	133%	160%	
EPC44-16	1000	1000	1000	1000	---	---	
EPC44	1470	1700	1070	1070	---	---	
EPC46-16	1000	1000	1000	1000	---	---	
EPC46	1470	1700	1070	1070	---	---	
EPC48-16	1000	1000	1285	1285	---	---	
EPC48	1470	1700	1610	1610	---	---	
EPC64-16	1000	1000	1000	1000	---	---	
EPC64	1470	1700	1070	1070	---	---	
EPC66-16	1000	1000	1285	1285	---	---	
EPC66	1470	1700	1610	1610	---	---	
EPC68	1470	1700	1610	1610	---	---	
EPC84	1470	1700	1610	1610	---	---	
EPC86	1470	1700	1610	1610	---	---	
EPC88	1470	1700	1610	1610	---	---	

F		NER-421, ER-5656	
Simpson Stock No.	DF-L / SP Design Load		
	Roof 125%		
F26P	585		
F24-2	735		
F26-2	800		
F44	880		
F46	785		

FA		NER-469, ER-5655	
Simpson Stock No.	DF-L / SP Design Load		
	F1		
	133%	160%	
FA6	400	400	
FA8	400	400	

FB		No Code Listing	
Simpson Stock No.			
FB24Z			

FC		NER-413, ER-5672				
Simpson Stock No.	DF-L / SP Design Load					
	F1			Uplift		
	100%	115%	125%	133%	160%	
FC4	800	800	800	---	---	
FC6	920	920	920	---	---	

FJA		NER-469, ER-5655	
Simpson Stock No.	DF-L / SP Design Load		
	Uplift		
	133%	160%	
FJA	575	690	

USP Structural Connectors[®]

EPCM		NER-505					
USP Stock No.	DF-L / SP Design Load						
	Uplift		F1		F2		
	133%	160%	133%	160%	133%	160%	
EPCM4416	1100	1100	1300	1300	1470	1480	
EPCM44	1570	1880	1570	1750	1570	1850	
EPCM4616	1100	1100	1300	1300	1470	1480	
EPCM46	1570	1880	1570	1750	1570	1850	
EPCM4816	1100	1100	1300	1300	1470	1480	
EPCM48	1570	1880	1570	1750	1570	1850	
EPCM6416	1090	1090	1470	1765	1470	1765	
EPCM64	1570	1795	1570	1880	1570	1805	
EPCM6616	1090	1090	1470	1765	1470	1765	
EPCM66	1570	1795	1570	1880	1570	1805	
EPCM68	1570	1795	1570	1880	1570	1805	
EPCM84	1570	1795	1570	1880	1570	1805	
EPCM86	1570	1795	1570	1880	1570	1805	
EPCM88	1570	1795	1570	1880	1570	1805	

KF		ER-2725	
USP Stock No.	DF-L / SP Design Load		
	Roof 125%		
KF26	570		
KF24-2	695		
KF26-2	810		
KF44	1000		
KF46	1000		

SFA		No ICC-ES Code Listing	
USP Stock No.	DF-L / SP Design Load		
	F1		
	133%	160%	
SFA6	875	875	
SFA8	875	875	

FB		No Code Listing	
USP Stock No.			
FB240-TZ			

SFC		NER-564, ER-2039				
USP Stock No.	DF-L / SP Design Load					
	F1			Uplift		
	100%	115%	125%	133%	160%	
SFC4	550	635	690	540	645	
SFC6	690	795	865	625	750	

SFJA		No ICC-ES Code Listing	
USP Stock No.	DF-L / SP Design Load		
	Uplift		
	133%	160%	
SFJA	1305	1305	

SIMPSON Strong-Tie Connectors®

USP Structural Connectors®

© Copyright 2007 USP Structural Connectors®

FTA		ER-1211					
Simpson Stock No.	DF-L / SP Design Load						
	Vertical Member Thickness						
	1-1/2"		3"		4-1/2"		
	133%	160%	133%	160%	133%	160%	
FTA2	1575	1890	2820	3385	--	--	
FTA5	1865	2240	3725	4400	--	--	
FTA7	3095	3715	6360	7600	--	--	

KFTA		NER-564, ER-2725					
USP Stock No.	DF-L / SP Design Load						
	Vertical Member Thickness						
	1-1/2"		3"		4-1/2"		
	133%	160%	133%	160%	133%	160%	
KFTA2	1595	1920	2850	3425	2835	3410	
KFTA5	1905	2290	3755	4440	4075	4440	
KFTA7	3730	4235	6675	7290	7290	7290	

GB		ER-5117				
Simpson Stock No.	DF-L / SP Design Load					
	Floor	Roof		Uplift		
		100%	115%	125%	133%	160%
	GB3	7215	7380	7490	1455	1745
GB5	7370	7640	8005	1455	1745	
GB7	7370	7750	8005	1455	1745	

KGB		ER-2725				
USP Stock No.	DF-L / SP Design Load					
	Floor	Roof		Uplift		
		100%	115%	125%	133%	160%
	KGB3	5310	5545	5700	2080	2495
KGB5	6975	7365	7625	2080	2495	
KGB7	8120	8590	8900	2080	2495	

GBC		ER-6119			
Simpson Stock No.	DF-L / SP Design Load				
	F2 (133%/160%)				
	Toward Anchors		Away from Anchors		
	Gable Brace Angle		Gable Brace Angle		
	40°-45°	46°-60°	40°-45°	46°-60°	
GBC	635	570	425	325	

HC520		SBCCI 2031C			
USP Stock No.	DF-L / SP Design Load				
	F2 (133%/160%)				
	Toward Anchors		Away from Anchors		
	Gable Brace Angle		Gable Brace Angle		
	40°-45°	46°-60°	40°-45°	46°-60°	
HC520	450	450	450	450	

GH		NER-443	
Simpson Stock No.	DF-L / SP Design Load		
	100%	125%	
GH46-6	2000	2000	
GH46-8	2000	2000	
GH48-6	2000	2000	
GH48-8	2000	2000	
GH66-6 *	4000	4000	
GH66-8 *	4000	4000	
GH68-6 *	4000	4000	
GH68-8 *	4000	4000	

KGH		ER-2725	
USP Stock No.	DF-L / SP Design Load		
	100%	125%	
KGH46-6	2035	2035	
KGH46-8	2035	2035	
KGH48-6	2035	2035	
KGH48-8	2035	2035	
KGH66-6	2035	2035	
KGH66-8	2035	2035	
KGH68-6	2035	2035	
KGH68-8	2035	2035	

*Not listed in NER-443

GLB		ER-1211	
Simpson Stock No.	DF-L / SP Design Load		
	Masonry @390 psi	Wood Bearing @ 560psi	
	100%	100%	
GLB5A	13650	14350	
GLB5B	16380	17220	
GLB5C	19110	20090	
GLB5D	21840	22960	
GLB7A	17550	14350	
GLB7B	21060	17220	
GLB7C	24570	20090	
GLB7D	28080	22960	

KGLB		ER-2725	
USP Stock No.	DF-L / SP Design Load		
	Masonry @375 psi	Wood Bearing @ 460psi	
	100%	100%	
KGLB5A	11790	11790	
KGLB5B	14145	14145	
KGLB5C	16505	16505	
KGLB5D	18860	18860	
KGLB7A	15525	15525	
KGLB7B	18630	18630	
KGLB7C	21735	21735	
KGLB7D	24840	24840	

SIMPSON Strong-Tie Connectors®

GLBT		ER-1211		
Simpson Stock No.	Design Load			
	Masonry @390 psi	Bolt Loads		
		Horizontal		
100%	133%	160%		
GLBT512	24570	8260	8260	
GLBT612	30420	8260	8260	
GLBT516	32760	8260	8260	
GLBT616	40560	8260	8260	
GLBT520	40950	8260	8260	
GLBT620	50700	8260	8260	

GLS		ER-5117				
Simpson Stock No.	Floor 100%	Design Loads (Lbs) - Each Side				
		Based on 560 psi wood bearing				
		Roof		Uplift		
115%	125%	133%	160%			
GLS3-5	9790	9965	10080	1455	1745	
GLS3-7	9840	10005	10115	1455	1745	
GLS3-9	9840	10005	10115	1455	1745	
GLS5-5	13080	13080	13080	1455	1745	
GLS5-7	13080	13080	13080	1455	1745	
GLS7-7	14040	14040	14040	1455	1745	
GLS7-9	14040	14040	14040	1455	1745	

GLST		ER-5117				
Simpson Stock No.	Floor 100%	Design Load - Each Side				
		Based on 560 psi wood bearing				
		Roof		Uplift		
115%	125%	133%	160%			
GLST3-5	12465	12630	12740	1455	1745	
GLST3-7	12465	12630	12740	1455	1745	
GLST3-9	12465	12630	12740	1455	1745	
GLST5-5	14685	14685	14685	1455	1745	
GLST5-7	14685	14685	14685	1455	1745	
GLST7-7	14685	14685	14685	1455	1745	
GLST7-9	14685	14685	14685	1455	1745	

USP Structural Connectors®

KGLBT		ER-2725		
USP Stock No.	Design Load			
	Masonry @375 psi	Bolt Loads		
		F2		
100%	133%	160%		
KGLBT512	24750	8745	9870	
KGLBT612	29250	8745	9870	
KGLBT516	27200	8745	9870	
KGLBT616	32145	8745	9870	
KGLBT520	27200	8745	9870	
KGLBT620	32145	8745	9870	

KGLS		ER-2725				
USP Stock No.	Floor 100%	Design Loads (Lbs) - Each Side				
		Based on 460 psi wood bearing				
		Roof		Uplift		
115%	125%	133%	160%			
KGLS35	8750	8980	9140	2080	2495	
KGLS37	8750	8980	9140	2080	2495	
KGLS39	8750	8980	9140	2080	2495	
KGLS55	12405	12670	12850	2080	2495	
KGLS57	13350	13580	13740	2080	2495	
KGLS77	17085	17320	17475	2080	2495	
KGLS79	17085	17320	17475	2080	2495	

KGLST		ER-2725				
USP Stock No.	Floor 100%	Design Load - Each Side				
		Based on 460 psi wood bearing				
		Roof		Uplift		
115%	125%	133%	160%			
KGLST35	10905	11140	11295	2080	2495	
KGLST37	10905	11140	11295	2080	2495	
KGLST39	10905	11140	11295	2080	2495	
KGLST55	15940	16210	16390	2080	2495	
KGLST57	16885	17120	17275	2080	2495	
KGLST77	20425	20695	20875	2080	2495	
KGLST79	21745	21975	22135	2080	2495	

SIMPSON Strong-Tie Connectors®

USP Structural Connectors®

GLT		ER-5117			
Simpson Stock No.	Design Load				
	Based on 560 psi wood bearing				
	Floor 100%	Roof		Uplift	
		115%	125%	133%	160%
GLT3	8165	8165	8165	1455	1745
GLT4	7000	7000	7000	1455	1745
GLT5	8165	8165	8165	1455	1745
GLT6	7000	7000	7000	1455	1745
GLT7	8165	8165	8165	1455	1745

KGLT		ER-2725			
USP Stock No.	Design Load				
	Based on 460 psi wood bearing				
	Floor 100%	Roof		Uplift	
		115%	125%	133%	160%
KGLT3	7545	7815	7995	2390	2870
KGLT4 *	7545	7815	7995	2390	2870
KGLT5	7545	7815	7995	2390	2870
KGLT6 *	7545	7815	7995	2390	2870
KGLT7	7545	7815	7995	2390	2870

*Not listed in ER-2725

GLTV		NER-443			
Simpson Stock No.	Design Load				
	DF-L / SP 100%	LVL ** 100%	Uplift **		
			133%	160%	
GLTV2.75/9.25 *	7000	7500	1370	1640	
GLTV2.75/9.5 *	7000	7500	1370	1640	
GLTV2.75/11.25 *	7000	7500	1370	1640	
GLTV2.75/11.88 *	7000	7500	1370	1640	
GLTV2.75/14 *	7000	7500	1370	1640	
GLTV2.75/16 *	7000	7500	1370	1640	
GLTV3.59	7000	7500	1370	1640	
GLTV3.56/11.25	7000	7500	1370	1640	
GLTV3.511	7000	7500	1370	1640	
GLTV3.512	7000	7500	1370	1640	
GLTV3.514	7000	7500	1370	1640	
GLTV3.516	7000	7500	1370	1640	
GLTV3.518	7000	7500	1370	1640	
GLTV5.50/9.25	7000	7500	1370	1640	
GLTV5.59	7000	7500	1370	1640	
GLTV5.511	7000	7500	1370	1640	
GLTV5.514	7000	7500	1370	1640	
GLTV5.516	7000	7500	1370	1640	
GLTV5.518	7000	7500	1370	1640	
GLTV411.25-2 *	7000	7500	1370	1640	
GLTV411.88-2 *	7000	7500	1370	1640	
GLTV414-2 *	7000	7500	1370	1640	
GLTV416-2 *	7000	7500	1370	1640	
GLTV418-2 *	7000	7500	1370	1640	
GLTV420-2 *	7000	7500	1370	1640	
GLTV422-2 *	7000	7500	1370	1640	
GLTV424-2 *	7000	7500	1370	1640	
GLTV426-2 *	7000	7500	1370	1640	
GLTV428-2 *	7000	7500	1370	1640	
GLTV430-2 *	7000	7500	--	--	

*Not listed in NER-443

**LVL header values and Uplift are not listed in NER-443

HLBH		NER-530			
USP Stock No.	Design Load				
	DF-L / SP** 100%	LVL 100%	Uplift		
			133%	160%	
HLBH27925	9600	10225	1160	1390	
HLBH2795	9600	10225	1160	1390	
HLBH27112	9600	10225	1160	1390	
HLBH27118	9600	10225	1160	1390	
HLBH2714	9600	10225	1160	1390	
HLBH2716	9600	10225	1160	1390	
HLBH3595	9600	10620	1420	1420	
HLBH35112	9600	10620	1420	1420	
HLBH35118	9600	10620	1420	1420	
HLBH3512	9600	10620	1420	1420	
HLBH3514	9600	10620	1420	1420	
HLBH3516	9600	10620	1420	1420	
HLBH3518	9600	10620	1420	1420	
HLBH55925	9600	10620	1550	1605	
HLBH5595	9600	10620	1550	1605	
HLBH55118	9600	10620	1550	1605	
HLBH5514	9600	10620	1550	1605	
HLBH5516	9600	10620	1550	1605	
HLBH5518	9600	10620	1550	1605	
HLBH71112	9600	10620	1550	1605	
HLBH71118	9600	10620	1550	1605	
HLBH7114	9600	10620	1550	1605	
HLBH7116	9600	10620	1550	1605	
HLBH7118	9600	10620	1550	1605	
HLBH7120	9600	10620	1550	1605	
HLBH7122	9600	10620	1550	1605	
HLBH7124	9600	10620	1550	1605	
HLBH7126	9600	10620	1550	1605	
HLBH7128	9600	10620	1550	1605	
HLBH7130	9600	10620	1550	1605	

*Not listed in NER-530

**DF-L/SYP header values are not listed in NER-530

SIMPSON Strong-Tie Connectors[®]

H		NER-422, NER-393, NER-432, NER-499, ER-5708, ER-5709				
Simpson Stock No.	DF-L / SP Design Load					
	Uplift		F1		F2	
	133%	160%	133%	160%	133%/160%	
H1	490	585	485	485	165	
H2	335	335	--	--	--	
H2.5	415	415	150	150	150	
H2.5A	600	600	110	110	110	
H3	455	455	125	125	160	
H4	360	360	165	165	160	
H5	455	465	115	115	200	
H6	915	950	--	--	--	
H7Z	930	985	400	400	--	
H8 *	620	745	75	75	--	
H10	905	990	585	585	525	
H10-2	760	760	455	455	395	

*No ICC-ES Code Listing

H		No ICC-ES Code Listing				
HS		NER-499, SBCCI 9603C				
Simpson Stock No.	Installation Type	DF-L / SP Design Load				
		Uplift		F1		F2
		133%	160%	133%	160%	133%/160%
HS24	Wood	625 *	625 *	590 *	590 *	640 *
H16	Wood	1470	1470	--	--	--
	Concrete	1470	1470	--	--	--
H16-2	Wood	1470	1470	--	--	--
	Concrete	1470	1470	--	--	--

*Allowable loads without slant nailing.

USP Structural Connectors[®]

RT		Submitted to ICC-ES				
LFTA		NER-568				
USP Stock No.	Installation Type	DF-L / SP Design Load				
		Uplift		F1		F2
		133%	160%	133%	160%	133%/160%
RT15	Wood	530	530	500	500	300
RT10	Wood	585	585	170	170	170
RT7	Wood	585	585	170	170	170
RT7A	Wood	635	670	200	200	200
RT3	Wood	505	550	150	150	150
RT4	Wood	410	410	215	215	215
RT5	Wood	505	540	260	260	250
LFTA6	Wood	1015	1210	700	700	90
RT20	Wood	1200	1200	--	--	--
RT8A	Wood	745	775	190	190	190
RT16	Wood	1015	1030	645	645	650
RT16-2	Wood	1015	1160	655	655	410

RT		Submitted to ICC-ES				
HDX		No ICC-ES Code Listing				
USP Stock No.	Installation Type	DF-L / SP Design Load				
		Uplift		F1		F2
		133%	160%	133%	160%	133%/160%
RT6	Wood	665	665	800	800	800
HD2X	Wood	1415	1415	--	--	--
	Concrete	1320	1320	--	--	--
HD2-2X	Wood	1550	1550	--	--	--
	Concrete	1475	1475	--	--	--

SIMPSON Strong-Tie Connectors®

USP Structural Connectors®

© Copyright 2007 USP Structural Connectors®

HCA		ER-4935			
Simpson Stock No.	Design Load				
	2 Rotation Bolts Per Beam		3 Rotation Bolts Per Beam		
	H1 (Inches)	560 psi	H1 (Inches)	560 psi	
		125%		125%	
HCA5-5	16	14350	13	14350	
HCA5-6	20	17220	16	17220	
HCA5-7	25	20090	19	20090	
HCA5-9	36	25830	27	25830	
HCA7-5	19	18900	15	18900	
HCA7-6	24	22680	18	22680	
HCA7-7	30	26460	22	26460	
HCA7-9	40	29615	33	34020	
HCA9-5	22	24500	17	24500	
HCA9-6	29	29400	22	29400	
HCA9-7	37	34300	27	34300	
HCA9-9	40	29615	40	43975	
HCA11-5	26	30100	20	30100	
HCA11-6	34	36120	25	36120	
HCA11-7	40	37925	32	42140	
HCA11-9	40	29615	40	43975	

KHC		ER-2725			
USP Stock No.	Design Load				
	2 Rotation Bolts Per Beam		3 Rotation Bolts Per Beam		
	Min H (Inches)	560 psi	Min H (Inches)	560 psi	
		125%		125%	
KHC55	15.5	14350	12.5	14350	
KHC56	20	17220	15.5	17220	
KHC57	25	20090	18.5	20090	
KHC59	37.5	25830	27	25830	
KHC75	18	18900	14	18900	
KHC76	23.5	22680	17.5	22680	
KHC77	29.5	26460	22	26460	
KHC79	45	34020	32.5	34020	
KHC95	21.5	24500	16.5	24500	
KHC96	28.5	29400	21	29400	
KHC97	36.5	34300	26.5	34300	
KHC99	56.5	44100	40.5	44100	
KHC115	24.5	30100	18.5	30100	
KHC116	32.5	36120	24	36120	
KHC117	42	42140	30	42140	
KHC119	65.5	54180	46	54180	

HCP		NER-499			
Simpson Stock No.	DF-L / SP Design Load				
	Uplift		F1		
	133%	160%	133%	160%	
HCP2	605	605	300	300	

HHCP		NER-564			
USP Stock No.	DF-L / SP Design Load				
	Uplift		F1		
	133%	160%	133%	160%	
HHCP2	800	800	370	370	

HCSTR		No Code Listing	
Simpson Stock No.	Design Load		
	Horizontal		
	133%	160%	
HCSTR2	8100	9725	
HCSTR3	11805	14170	
HCSTR4	15640	18770	

KHCST		ER-2725	
USP Stock No.	Design Load		
	Horizontal		
	133%	160%	
KHCST2R	7870	9445	
KHCST3R	11810	14170	
KHCST4R	15745	18895	

HD		ICBO ES ER-5708					
Simpson Stock No.	DF-L / SP Design Load						
	Thickness of Wood Member						
	3"		3-1/2"		5-1/2"		
	133%	160%	133%	160%	133%	160%	
HD15	--	--	--	--	15305	15305	

TD		ICBO ES ER-5125					
USP Stock No.	DF-L / SP Design Load						
	Thickness of Wood Member						
	3"		3-1/2"		5-1/2"		
	133%	160%	133%	160%	133%	160%	
TD15	10735	12880	12870	15440	17285	20745	

SIMPSON Strong-Tie Connectors®

HDA		ER-5708					
Simpson Stock No.	DF-L / SP Design Load						
	Thickness of Wood Member						
	3"		3-1/2"		5-1/2"		
	133%	160%	133%	160%	133%	160%	
HD2A	2775	2775	2775	2775	2760	2760	
HD5A	3705	3705	4010	4010	3980	3980	
HD6A	4405	4405	5105	5105	5510	5510	
HD8A	6465	6465	7460	7460	7910	7910	
HD10A	8310	8310	9540	9540	9900	9900	
HD14A	--	--	11080	11080	13380	13380	

HDQ		ER-5938	
Simpson Stock No.	DF-L / SP Design Load		
	Tension		
	133%	160%	
HDQ8-SDS3	8325	8325	

HDU		No ICC-ES Listing	
Simpson Stock No.	CL	DF-L / SP Design Load	
		2 Ply and Greater Stud Thickness	
		133%	160%
HDU2-SDS2.5	1-1/4	2625	2625
HDU4-SDS2.5	1-1/4	4190	4190
HDU5-SDS2.5	1-1/4	5430	5430
HDU8-SDS2.5	1-1/4	8350	8350

HETA		NER-469, SBCCI 9603C				
Simpson Stock No.	No. of Plys	SP Design Load				
		Uplift		F1		F2
		133%	160%	133%	160%	133%/160%
HETA12	1	1265	1520	65	65	85
HETA16	1	1805	1810	335	335	730
HETA20	1	1805	1810	335	335	730
HETA24 *	1	1805	1810	335	335	730

*Not listed in NER-469 or SBCCI 9603C

HETAL		NER-469, SBCCI 9603C			
Simpson Stock No.	SP Design Load				
	Uplift		F1	F2	
	133%	160%	133%/160%	133%/160%	
HETAL12	1265	1515	415	1100	
HETAL16	1810	1810	415	1100	
HETAL20	1810	1810	415	1100	

USP Structural Connectors®

TDX		NER-505, ER-5125					
USP Stock No.	DF-L / SP Design Load						
	Thickness of Wood Member						
	3"		3-1/2"		5-1/2"		
	133%	160%	133%	160%	133%	160%	
TDX2	2510	3015	2510	3010	2500	3000	
TDX5	3735	4480	3945	4730	3920	4705	
TDX6	4425	5310	5160	6195	5635	6765	
TDX8	6480	7780	7615	9140	8255	9905	
TDX10	8300	9960	9855	10860	10590	10860	
TDX14 *	9295	11150	10995	13195	14435	14700	

*Not listed in NER-505 or ER-5125

UPHD		NER-564, ER-5830	
USP Stock No.	DF-L / SP Design Load *		
	Tension		
	133%	160%	
UPHD8	9900	11250	

*Design loads are based on the 1997 NDS®.

PHD		NER-564	
USP Stock No.	CL	DF-L / SP Design Load *	
		2 Ply and Greater Stud Thickness	
		133%	160%
PHD2	1-3/8	4230	4770
PHD2	1-3/8	4230	4770
PHD5	1-3/8	5920	6125
PHD8	1-3/8	8295	8295

*Design loads are based on the 1997 NDS®.

HTA		NER-608				
USP Stock No.	No. of Plys	SP Design Load				
		Uplift		F1		F2
		133%	160%	133%	160%	133%/160%
HTA12	1	1330	1600	590	590	660
HTA16	1	1615	1615	590	590	660
HTA20	1	1615	1615	590	590	660
HTA24	1	1615	1615	590	590	660

DTC		No ICC-ES Code Listing			
TAPL		No ICC-ES Code Listing			
USP Stock No.	SP Design Load				
	Uplift		F1	F2	
	133%	160%	133%/160%	133%/160%	
DTC	1410	1410	680	1200	
TAPL12	1385	1385	595	880	
TAPL16	1385	1385	595	880	

SIMPSON Strong-Tie Connectors®

USP Structural Connectors®

© Copyright 2007 USP Structural Connectors®

HFN		ER-1211, ER-5656	
Simpson Stock No.	DF-L / SP Design Load		
	Roof 125%		
HF24N	580		
HF26N	635		
HF34N	690		
HF36N	725		

PHG		ER-2039	
USP Stock No.	DF-L / SP Design Load		
	Roof 125%		
PHG24	580		
PHG26	650		
PHG34	650		
PHG36	650		

HGA		No ICC-ES Code Listing			
HGAM		No ICC-ES Code Listing			
Simpson Stock No.	DF-L / SP Design Load				
	Uplift 133%/160%	F1		F2	
		133%	160%	133%	160%
HGA10KT	695	1165	1165	940	940
HGAM10KTA	850	1005	1005	1105	1105

HGA		NER-532			
HGAM		NER-532			
USP Stock No.	DF-L / SP Design Load				
	Uplift 133%/160%	F1		F2	
		133%	160%	133%	160%
HGA10	1285	1320	1320	1565	1565
HGAM10	895	1365	1590	1675	1675

HGB		ER-5117			
Simpson Stock No.	DF-L / SP Design Load				
	Floor 100%	Roof		Uplift	
		115%	125%	133%	160%
HGB5	7885	8265	8520	1455	1745
HGB7	7885	8265	8520	1455	1745

KHGB		ER-2725			
USP Stock No.	DF-L / SP Design Load				
	Floor 100%	Roof		Uplift	
		115%	125%	133%	160%
KHGB5	6975	7365	7625	2080	2495
KHGB7	8120	8590	8900	2080	2495

HGLB		ER-1211		
Simpson Stock No.	Design Load			
	Masonry @390 psi	Bolt Loads		
		Horizontal		
		100%	133%	160%
HGLBA	19500	8260	8260	
HGLBB	23400	8260	8260	
HGLBC	27300	8260	8260	
HGLBD	31200	8260	8260	

KHGLB		ER-2725		
USP Stock No.	Design Load 100%			
	Masonry @375 psi	Bolt Loads		
		Horizontal - F2		
		100%	133%	160%
KHGLBA	18750	8745	9870	
KHGLBB	22500	8745	9870	
KHGLBC	26250	8745	9870	
KHGLBD	30000	8745	9870	

HGLS		ER-5117			
Simpson Stock No.	Design Load - Each Side Based on 560 psi wood bearing				
	Floor 100%	Roof		Uplift	
		115%	125%	133%	160%
HGLS5	16835	16835	16835	1940	2330
HGLS7	16835	16835	16835	1940	2330
HGLS9	16835	16835	16835	1940	2330

KHGLS		ER-2725			
USP Stock No.	Design Load - Each Side Based on 460 psi wood bearing				
	Floor 100%	Roof		Uplift	
		115%	125%	133%	160%
KHGLS5	17405	17715	17925	2775	3330
KHGLS7	17985	18615	19035	2775	3330
KHGLS9	17985	18615	19035	2775	3330

HGLST		ER-5117			
Simpson Stock No.	Design Load - Each Side Based on 560 psi wood bearing				
	Floor 100%	Roof		Uplift	
		115%	125%	133%	160%
HGLST5	16835	16835	16835	1940	2330
HGLST7	16835	16835	16835	1940	2330
HGLST9	16835	16835	16835	1940	2330

KHGLST		ER-2725			
USP Stock No.	Design Load - Each Side Based on 460 psi wood bearing				
	Floor 100%	Roof		Uplift	
		115%	125%	133%	160%
KHGLST5	16225	16535	16745	2775	3330
KHGLST7	20285	20915	21335	2775	3330
KHGLST9	22585	23215	23635	2775	3330

SIMPSON Strong-Tie Connectors®

HGLT		ER-5117			
Simpson Stock No.	Design Load Based on 560 psi wood bearing				
	Floor 100%	Roof		Uplift	
		115%	125%	133%	160%
HGLT3	11590	11755	11865	1455	1745
HGLT5	11930	12455	12750	1455	1745
HGLT7	11930	12455	12750	1455	1745
HGLT9	12750	12750	12750	1455	1745

HGLTV		NER-443			
Simpson Stock No.	Design Load				
	DF-L / SP 100%	LVL** 100%	Uplift**		
			133%	160%	
HGLTV2.75/11.25 *	8665	10500	1370	1640	
HGLTV2.75/11.88 *	8665	10500	1370	1640	
HGLTV2.75/14 *	8665	10500	1370	1640	
HGLTV2.75/16 *	8665	10500	1370	1640	
HGLTV3.56/9.25	8665	10500	1370	1640	
HGLTV3.59	8665	10500	1370	1640	
HGLTV3.56/11.25	8665	10500	1370	1640	
HGLTV3.511	8665	10500	1370	1640	
HGLTV3.512	8665	10500	1370	1640	
HGLTV3.514	8665	10500	1370	1640	
HGLTV3.516	8665	10500	1370	1640	
HGLTV3.518	8665	10500	1370	1640	
HGLTV3.520	8665	10500	1370	1640	
HGLTV5.59	8665	10500	1370	1640	
HGLTV5.511	8665	10500	1370	1640	
HGLTV5.512	8665	10500	1370	1640	
HGLTV5.514	8665	10500	1370	1640	
HGLTV5.516	8665	10500	1370	1640	
HGLTV5.518	8665	10500	1370	1640	
HGLTV5.520	8665	10500	1370	1640	
HGLTV411.25-2 *	8665	10500	1370	1640	
HGLTV411.88-2 *	8665	10500	1370	1640	
HGLTV414-2 *	8665	10500	1370	1640	
HGLTV416-2 *	8665	10500	1370	1640	
HGLTV418-2 *	8665	10500	1370	1640	
HGLTV420-2 *	8665	10500	1370	1640	
HGLTV7.12/22 *	8665	10500	1370	1640	
HGLTV7.12/24 *	8665	10500	1370	1640	
HGLTV426-2 *	8665	10500	1370	1640	
HGLTV428-2 *	8665	10500	1370	1640	
HGLTV430-2 *	8665	10500	--	--	
HGLTV432-2 *	8665	10500	--	--	

*Not listed in NER-443

**LVL header values and Uplift are not listed in NER-443

USP Structural Connectors®

KHGLT		ER-2725			
USP Stock No.	Design Load Based on 625 psi wood bearing				
	Floor 100%	Roof		Uplift	
		115%	125%	133%	160%
KHGLT3	12965	13400	13400	2080	2495
KHGLT5	12965	13400	13400	2080	2495
KHGLT7	13400	13400	13400	2080	2495
KHGLT9	13400	13400	13400	2080	2495

HLBH		NER-530			
USP Stock No.	Design Load				
	DF-L / SP** 100%	LVL 100%	Uplift		
			133%	160%	
HLBH27112	9600	10225	1160	1390	
HLBH27118	9600	10225	1160	1390	
HLBH2714	9600	10225	1160	1390	
HLBH2716	9600	10225	1160	1390	
HLBH35925	9600	10620	1420	1420	
HLBH3595	9600	10620	1420	1420	
HLBH35112	9600	10620	1420	1420	
HLBH35118	9600	10620	1420	1420	
HLBH3512	9600	10620	1420	1420	
HLBH3514	9600	10620	1420	1420	
HLBH3516	9600	10620	1420	1420	
HLBH3518	9600	10620	1420	1420	
HLBH3520	9600	10620	1420	1420	
HLBH5595	9600	10620	1550	1605	
HLBH55118	9600	10620	1550	1605	
HLBH5512	9600	10620	1550	1605	
HLBH5514	9600	10620	1550	1605	
HLBH5516	9600	10620	1550	1605	
HLBH5518	9600	10620	1550	1605	
HLBH5520	9600	10620	1550	1605	
HLBH71112	9600	10620	1550	1605	
HLBH71118	9600	10620	1550	1605	
HLBH7114	9600	10620	1550	1605	
HLBH7116	9600	10620	1550	1605	
HLBH7118	9600	10620	1550	1605	
HLBH7120	9600	10620	1550	1605	
HLBH7122	9600	10620	1550	1605	
HLBH7124	9600	10620	1550	1605	
HLBH7126	9600	10620	1550	1605	
HLBH7128	9600	10620	1550	1605	
HLBH7130	9600	10620	1550	1605	
HLBH7132 *	9600	10620	1550	1605	

*Not listed in NER-530

**DF-L/SYP header values are not listed in NER-530

SIMPSON Strong-Tie Connectors®

USP Structural Connectors®

HGT		NER-432, SBCCI 9603C			
Simpson Stock No.	Installation Type	Design Load			
		DF-L / SP		S-P-F / Hem Fir	
		133%	160%	133%	160%
HGT-2	Wood	10980	10980	6485	6485
	Concrete	10980	10980	6485	6485
HGT-3	Wood	10530	10530	9035	9035
	Concrete	10530	10530	9035	9035
HGT-4	Wood	9250	9250	9250	9250
	Concrete	9250	9250	9250	9250

HUGT		No ICC-ES Code Listing			
USP Stock No.	Installation Type	Design Load			
		DF-L / SP		S-P-F / Hem Fir	
		133%	160%	133%	160%
HUGT2	Wood	9445	9790	6730	7020
	Concrete	9445	9790	6730	7020
HUGT3	Wood	9860	9860	9355	9650
	Concrete	9860	9860	9355	9650
HUGT4	Wood	9860	9860	9860	9860
	Concrete	9860	9860	9860	9860

HGUS		NER-413, ER-5672			
Simpson Stock No.	Floor 100%	DF-L / SP Design Load			
		Roof		Uplift	
		115%	125%	133%	160%
HGUS26 *	3750	3750	3750	1765	1765
HGUS28 *	5720	5720	5720	3015	3015
HGUS26-2	3940	4535	4930	2325	2325
HGUS28-2	6805	7830	7925	3220	3220
HGUS210-2	8650	8940	8940	3630	3630
HGUS26-3 *	3940	4535	4930	2325	2325
HGUS28-3 *	6805	7830	7925	3220	3220
HGUS210-3 *	8780	8940	8940	3630	3630
HGUS212-3 *	9155	9155	9155	4055	4055
HGUS214-3 *	10015	10015	10015	5380	5380
HGUS46	3940	4535	4930	2325	2325
HGUS48	6805	7830	7925	3220	3220
HGUS410	8780	8940	8940	3630	3630
HGUS412 *	9155	9155	9155	4055	4055
HGUS414 *	10015	10015	10015	5380	5380
HGUS5.50/10 *	8780	8940	8940	3630	3630
HGUS5.50/12 *	9155	9155	9155	4055	4055
HGUS5.50/14 *	10015	10015	10015	5380	5380
HGUS2.75/10 *	7940	8220	8410	3630	3630
HGUS2.75/12 *	8410	8760	8995	4055	4055
HGUS2.75/14 *	8645	9030	9285	5380	5380
HGUS3.25/10 *	8780	8940	8940	3630	3630
HGUS3.25/12 *	9155	9155	9155	4055	4055
HGUS5.25/10 *	8780	8940	8940	3630	3630
HGUS5.25/12 *	9155	9155	9155	4055	4055
HGUS6.88/10 *	8780	9625	9625	3630	3630
HGUS6.88/12 *	9835	9835	9835	4055	4055
HGUS6.88/14 *	11110	11110	11110	5380	5380
HGUS7.25/10 *	8780	9625	9625	3630	3630
HGUS7.25/12 *	9835	9835	9835	4055	4055
HGUS7.25/14 *	11110	11110	11110	5380	5380

THDH		NER-608, ER-2039			
USP Stock No.	Floor 100%	DF-L / SP Design Load			
		Roof		Uplift	
		115%	125%	133%	160%
THDH26	3880	4460	4850	2340	2340
THDH28	6450	6715	6895	4230	4370
THDH26-2	3880	4460	4795	2235	2235
THDH28-2	6465	7435	8025	2665	2665
THDH210-2	8170	8260	8260	3490	3490
THDH26-3	3880	4460	4795	2235	2235
THDH28-3	6465	7435	8025	2665	2665
THDH210-3	8640	9855	9855	4565	4565
THDH212-3	9935	9935	9935	5180	5180
THDH214-3	11645	11645	11645	5795	5795
THDH46	3880	4460	4795	2235	2235
THDH48	6465	7435	8025	2665	2665
THDH410	8170	8260	8260	3490	3490
THDH412 *	9875	11115	11325	4935	5925
THDH414 *	11100	11455	11690	5645	6770
THDH610 *	8640	9855	9855	4565	4565
THDH612 *	9935	9935	9935	5180	5180
THDH614 *	11645	11645	11645	5795	5795
THDH27925 *	8170	8260	8260	3490	3490
THDH27112 *	8785	9090	9300	4935	5925
THDH2714 *	9075	9430	9665	5645	6770
THDH3210 *	8170	8260	8260	3490	3490
THDH3212 *	9870	10180	10385	4935	5925
THDH5210 *	8640	9855	9855	4565	4565
THDH5212 *	9935	9935	9935	5180	5180
THDH6710 *	8170	8260	8260	3490	3490
THDH6712 *	9875	11360	11840	4935	5925
THDH6714 *	11580	11840	11840	5645	6770
THDH7210 *	8170	8260	8260	3490	3490
THDH7212 *	9875	11360	11840	4935	5925
THDH7214 *	11580	11840	11840	5645	6770

*Not listed in NER-413 or ER-5672

*Not listed in NER-608 or ER-2039

HH		NER-413, ER-5672					
Simpson Stock No.	F1 100%	DF-L / SP Design Load				F4 *	
		F2		F3		F4 *	
		133%	160%	133%	160%	133%	160%
HH4	1195	710	710	710	710	1085	1085
HH6	1595	1065	1065	1065	1065	1085	1085

*Not listed in NER-413 or ER-5672

HH		NER-564, ER-2039					
USP Stock No.	F1 100%	DF-L / SP Design Load				F4 *	
		F2		F3		F4 *	
		133%	160%	133%	160%	133%	160%
HH44	1240	735	885	685	685	1100	1100
HH66	1655	1100	1150	1100	1325	1100	1100

*Not listed in NER-564 or ER-2039

SIMPSON Strong-Tie Connectors[®]

HHB		ER-5117			
Simpson Stock No.	DF-L / SP Design Load				
	Floor 100%	Roof		Uplift	
		115%	125%	133%	160%
HHB412	4185	4185	4185	485	580
HHB414	5135	5135	5135	970	1165
HHB416	5135	5135	5135	970	1165
HHB68	4185	4185	4185	485	580
HHB610	4185	4185	4185	485	580
HHB612	6235	6235	6235	1455	1745
HHB614	6235	6235	6235	1455	1745
HHB616	6235	6235	6235	1455	1745
HHB812	6235	6235	6235	1455	1745
HHB814	6235	6235	6235	1455	1745
HHB816	6235	6235	6235	1455	1745
HHB3	6105	6235	6235	1455	1745
HHB5	6105	6235	6235	1455	1745
HHB7	6105	6235	6235	1455	1745

HHDQ		No ICC-ES Code Listing	
Simpson Stock No.	DF-L / SP Design Load		
	Tension		160%
	133%	160%	
HHDQ11-SDS2.5	11445		11445
HHDQ14-SDS2.5	14700		14700

HHUS		NER-421, ER-5656			
Simpson Stock No.	DF-L / SP Design Load				
	Floor 100%	Roof		Uplift	
		115%	125%	133%	160%
HHUS26-2	2580	2965	3225	1550	1550
HHUS28-2	3885	4465	4855	2000	2000
HHUS210-2	5190	5900	5900	2855	3430
HHUS46	2580	2965	3225	1550	1550
HHUS48	3885	4465	4855	2000	2000
HHUS410	5190	5900	5900	2855	3430
HHUS210-3 *	5190	5900	5900	2855	3430
HHUS5.50/10 *	5190	5970	6490	2855	3430
HHUS7.25/10 *	5190	5970	6490	2855	3430

*Not listed in NER-421 or ER-5656

HIT		NER-393, ER-5708		
Simpson Stock No.	DF-L / SP 100%	Design Load		
		Uplift		160%
		133%	160%	
HIT322	2875	240	290	
HIT324	2875	240	290	
HIT326	2875	240	290	
HIT422	2875	240	290	
HIT424	2875	240	290	
HIT426	2875	240	290	

USP Structural Connectors[®]

KHHB		ER-2725			
USP Stock No.	DF-L / SP Design Load				
	Floor 100%	Roof		Uplift	
		115%	125%	133%	160%
KHHB412	4270	4350	4400	695	830
KHHB414	4790	4945	5050	1385	1665
KHHB416	4790	4945	5050	1385	1665
KHHB68	4270	4350	4400	695	830
KHHB610	4270	4350	4400	695	830
KHHB612	5310	5545	5700	2080	2495
KHHB614	5310	5545	5700	2080	2495
KHHB616	5310	5545	5700	2080	2495
KHHB812	5310	5545	5700	2080	2495
KHHB814	5310	5545	5700	2080	2495
KHHB816	5310	5545	5700	2080	2495
KHHB3	5310	5545	5700	2080	2495
KHHB5	5310	5545	5700	2080	2495
KHHB7	6975	7365	7625	2080	2495

UPHD		No ICC-ES Code Listing	
USP Stock No.	DF-L / SP Design Load		
	Tension		160%
	133%	160%	
UPHD11	11495		11495
UPHD14	15100		15630

THD		NER-478			
USP Stock No.	DF-L / SP Design Load				
	Floor 100%	Roof		Uplift	
		115%	125%	133%	160%
THD26-2	2520	2900	3055	1890	2265
THD28-2	3920	4510	4900	2485	2485
THD210-2	5320	6120	6650	3145	3775
THD46	2520	2900	3055	1890	2265
THD48	3920	4510	4900	2485	2485
THD410	5320	6120	6650	3145	3775
THD210-3	5320	6120	6650	3145	3775
THD610	5585	6425	6985	3335	3410
THD7210 *	5585	6425	6985	3335	3410

*Not listed in NER-478

TFI		ER-2039		
USP Stock No.	DF-L / SP 100%	Design Load		
		Uplift		160%
		133%	160%	
TFI322	3245	300	360	
TFI324	3245	300	360	
TFI326	3245	300	360	
TFI422	3245	300	360	
TFI424	3245	300	360	
TFI426	3245	300	360	

SIMPSON Strong-Tie Connectors®

USP Structural Connectors®

© Copyright 2007 USP Structural Connectors®

HL		No Code Listings	
Simpson Stock No.			
HL33			
HL35			
HL43			
HL46			
HL53			
HL55			
HL73			
HL76			

KHL		ICBO ES ER-2725	
USP Stock No.			
KHL33			
KHL35			
KHL43			
KHL46			
KHL53			
KHL55			
KHL73			
KHL76			

HPA		NER-393, ER-5708	
Simpson Stock No.	Nailer Size	Design Load (Concrete)	
		Tension	
		133%	160%
HPA28	Max Capacity	4845	4845
	1-3/4 LVL & 3x Ledger	4845	4845
	4x Ledger	4845	4845
HPA35	Max Capacity	5420	5420
	1-3/4 LVL & 3x Ledger	5420	5420
	4x Ledger	5420	5420

HPA		NER-505	
USP Stock No.	Nailer Size	Design Load (Concrete)	
		Tension	
		133%	160%
HPA28	Max Capacity	5055	5055
	2x & 3x Ledger	5055	5055
	4x Ledger	5055	5055
HPA35	Max Capacity	5425	5425
	2x & 3x Ledger	5425	5425
	4x Ledger	5425	5425

HPAHD		NER-469, ER-1211, ER-5275	
Simpson Stock No.	Min. Width Inches	DF-L / SP Design Load	
		Uplift	
		133%	160%
EDGE INSTALLATION - 2500 psi Concrete			
Single Pour - 8" Min. from Corner			
HPAHD22	6	3335	3335
	8	4875	5160
Double Pour - 8" Min. from Corner			
HPAHD22	6	3335	3335
	8	4030	4835
HPAHD22-2P	6	3335	3335
	8	4875	5160
CORNER INSTALLATION - 2500 psi Concrete			
Single Pour - 1/2" Min. from Corner			
HPAHD22	6	1750	1750
	8	2210	2210
Double Pour - 1/2" Min. from Corner			
HPAHD22	6	1750	1750
	8	2210	2210
HPAHD22-2P	6	2455	2455
	8	2455	2455

HPAHD		NER-505	
USP Stock No.	Min. Width Inches	DF-L / SP Design Load	
		Uplift	
		133%	160%
EDGE INSTALLATION - 2500 psi Concrete			
Single Pour - 8" Min. from Corner			
HPAHD22	6	4990	4990
	8	4990	4990
Double Pour - 8" Min. from Corner			
HPAHD22	6	4905	4990
	8	4905	4990
HPAHD22-2P	6	5170	5170
	8	5170	5170
CORNER INSTALLATION - 2500 psi Concrete			
Single Pour - 1/2" Min. from Corner			
HPAHD22	6	2945	3535
	8	2945	3535
Double Pour - 1/2" Min. from Corner			
HPAHD22	6	4095	4095
	8	4095	4095
HPAHD22-2P	6	4095	4095
	8	4095	4095

HSA		NER-413, ER-5672	
Simpson Stock No.		Design Load	
		Horizontal	
		133%	160%
HSA32		1910	2290
HSA41		3770	4520
HSA50		5470	6400
HSA59		6940	8330
HSA68		8350	10020

KHSA		ER-2725	
USP Stock No.		Design Load	
		Horizontal	
		133%	160%
KHSA1		2120	2545
KHSA2		4230	5080
KHSA3		6275	7525
KHSA4		8185	9825
KHSA5		9815	11780

SIMPSON Strong-Tie Connectors®

HST		NER-413, ER-5672		
Simpson Stock No.	DF-L / SP Design Load			
	Tension			
	133%	160%		
HST2	4350	5220		
HST5	8875	10650		
HST3	6355	7625		
HST6	12800	15360		

HSUR		ER-5357, ER-5117			
HSUL		ER-5357, ER-5117			
Simpson Stock No.	DF-L / SP Design Load				
	Floor 100%	Roof		Uplift	
		115%	125%	133%	160%
HSUR/L26-2	1610	1850	2000	715	815
HSUR/L210-2	2680	3080	3350	765	920
HSUR/L214-2	3485	4005	4355	1020	1230
HSUR/L46	1610	1850	2000	715	815
HSUR/L410	2680	3080	3350	1070	1285
HSUR/L414	3485	4005	4355	1430	1715
HSUR/L4.12/9 *	1655	1905	2020	145	145
HSUR/L4.28/9 *	1655	1905	2020	145	145
HSUR/L4.12/11 *	2210	2540	2760	145	145
HSUR/L4.28/11 *	2210	2540	2760	145	145
HSUR/L4.75/9 *	1655	1905	2020	145	145
HSUR/L4.75/11 *	2210	2540	2760	145	145
HSUR/L5.12/9 *	1655	1905	2020	145	145
HSUR/L5.12/11 *	2210	2540	2760	145	145

*Not listed in ER-5357 or ER-5117

HTS		SBCCI 9603C			
Simpson Stock No.	DF-L / SP Design Load				
	Uplift				
	10d x 1-1/2		10d		
	133%	160%	133%	160%	
HTS16	1005	1150	1260	1260	
HTS20	1450	1450	1450	1450	
HTS24	1450	1450	1450	1450	
HTS28	1450	1450	1450	1450	
HTS30	1450	1450	1450	1450	
HTS30C	1450	1450	1450	1450	

HTSM		No ICC-ES Code Listing	
Simpson Stock No.	DF-L / SP Design Load		
	Uplift		
	133%	160%	
HTSM16	1045	1175	
HTSM20	1045	1175	

HTT		ER-5313, ER-5708	
Simpson Stock No.	DF-L / SP Design Load		
	Tension		
	133%	160%	
HTT16	3480	4175	
HTT22	5250	5260	

USP Structural Connectors®

KHST		ER-2725	
USP Stock No.	DF-L / SP Design Load		
	Tension		
	133%	160%	
KHST2	4355	5225	
KHST5	8775	10525	
KHST3	6405	7690	
KHST6	12875	15450	

SKH_L/R		NER-478			
SKHH_L/R		No ICC-ES Code Listing			
USP Stock No.	DF-L / SP Design Load				
	Floor 100%	Roof		Uplift	
		115%	125%	133%	160%
SKHH26L/R-2	1680	1930	2100	745	895
SKHH210L/R-2	2800	3220	3500	1120	1345
SKHH214L/R-2	3640	4185	4550	1865	2240
SKHH46L/R	1680	1930	2100	1120	1345
SKHH410L/R	2800	3220	3500	1865	2240
SKHH414L/R	3640	4185	4550	1865	2240
SKH2020L/R-2	1650	1900	2065	1575	1890
SKH2020L/R-2	1650	1900	2065	1575	1890
SKH2024L/R-2	1890	2170	2360	1575	1890
SKH2024L/R-2	1890	2170	2360	1575	1890
SKH2320L/R-2	1650	1900	2065	1575	1890
SKH2324L/R-2	1890	2170	2360	1575	1890
SKH2520L/R-2	1650	1900	2065	1575	1890
SKH2524L/R-2	1890	2170	2360	1575	1890

HTW		NER-568			
USP Stock No.	DF-L / SP Design Load				
	Uplift				
	10d x 1-1/2		10d		
	133%	160%	133%	160%	
HTW16	1250	1260	1260	1260	
HTW20	1530	1530	1530	1530	
HTW24	1530	1530	1530	1530	
HTW28	1530	1530	1530	1530	
HTW30	1530	1530	1530	1530	
HTW30C	1530	1530	1530	1530	

HTWM		No ICC-ES Code Listing	
USP Stock No.	DF-L / SP Design Load		
	Uplift		
	133%	160%	
HTWM16	1225	1225	
HTWM20	1225	1225	

HTT		NER-608	
USP Stock No.	DF-L / SP Design Load		
	Tension		
	133%	160%	
HTT16	3790	4290	
HTT22	5370	5370	

SIMPSON Strong-Tie Connectors®

USP Structural Connectors®

HU		ER-5117			
HUC ¹		DF-L / SP Design Load (Max. Nailing)			
Simpson Stock No.	Floor 100%	Roof		Uplift	
		115%	125%	133%	160%
HU26	535	615	670	240	290
HU28	805	925	1005	480	575
HU210	1070	1235	1340	480	575
HU212	1340	1540	1675	720	865
HU214	1610	1850	2010	720	865
HU216	2410	2775	3015	960	1155
HU34	535	615	670	240	290
HU36	1070	1235	1340	480	575
HU38	1340	1540	1675	480	575
HU310	1875	2155	2345	720	865
HU312	2145	2465	2680	720	865
HU314	2410	2775	3015	960	1150
HU316	2680	3080	3350	960	1150
HU24-2	535	615	670	300	360
HU26-2	1610	1850	2010	905	1085
HU28-2	1875	2155	2345	905	1085
HU210-2	2410	2775	3015	1505	1810
HU212-2	2950	3390	3685	1505	1810
HU214-2	3215	3700	4020	1810	2170
HU216-2	3485	4005	4355	1810	2015
HU44	535	615	670	300	360
HU46	1610	1850	2010	905	1085
HU48	1875	2155	2345	905	1085
HU410	2410	2775	3015	1505	1810
HU412	2950	3390	3685	1505	1810
HU414	3215	3700	4020	1810	2170
HU416	3485	4005	4355	1810	2170
HU26-3 *	1610	1850	2010	905	1085
HU210-3	2410	2775	3015	1505	1810
HU212-3	2950	3390	3685	1505	1810
HU214-3	3215	3700	4020	1810	2170
HU216-3	3485	4005	4355	1810	2015
HU66	1610	1850	2010	1070	1285
HU68	1875	2155	2345	1070	1285
HU610	2410	2775	3015	1430	1715
HU612	2950	3390	3685	1430	1715
HU614	3215	3700	4020	2145	2575
HU616	3485	4005	4355	2145	2575
HU88	1875	2155	2345	1070	1285
HU810	2410	2775	3015	1430	1715
HU812	2950	3390	3685	1430	1715
HU814	3215	3700	4020	2145	2575
HU816	3485	4005	4355	2145	2575
HU7	2145	2465	2680	960	1150
HU9	3215	3700	4020	1200	1440
HU11	4020	4315	4405	1200	1440
HU14	4540	4730	4855	1680	2015
HU2.75/10	2410	2775	3015	1200	1440
HU2.75/12	2950	3390	3685	1200	1440
HU2.75/14	3215	3700	4020	1680	2015
HU3.25/10.5	2950	3390	3685	1505	1810
HU3.25/12	3215	3700	4020	1810	2015
HU5.125/12	2950	3390	3685	1430	1715
HU5.125/13.5	3485	4005	4355	2145	2575
HU410-2	2410	2775	3015	1430	1715
HU412-2	2950	3390	3685	1430	1715
HU414-2	3485	4005	4355	2145	2575

¹HUC concealed flange hangers have the same design loads as HU models.

HD		NER-478, ER-2039			
HDIF ¹		DF-L / SP Design Load			
USP Stock No.	Floor 100%	Roof		Uplift	
		115%	125%	133%	160%
HD26	560	645	700	290	290
HD28	1120	1290	1400	610	730
HD210	1680	1930	2100	610	730
HD212	2240	2575	2730	910	1065
HD214	2560	2660	2730	910	1065
HD216	2785	2925	3015	1065	1065
HD34	560	645	700	290	290
HD36	1120	1290	1400	610	730
HD38	1680	1930	2100	610	730
HD310	1960	2255	2450	910	1065
HD312	2240	2575	2800	1065	1065
HD314	2800	3220	3500	1065	1065
HD316	3360	3865	4200	1065	1065
HD24-2	560	645	700	315	320
HD26-2	1680	1930	2095	945	1135
HD28-2	1960	2255	2450	945	1135
HD210-2	2520	2900	3150	1575	1890
HD212-2	3080	3540	3850	1575	1890
HD214-2	3360	3865	4200	1575	1890
HD216-2	3640	4185	4550	1890	2265
HD44	560	645	700	315	320
HD46	1680	1930	2095	945	1135
HD48	1960	2255	2450	945	1135
HD410	2520	2900	3150	1575	1890
HD412	3080	3540	3850	1575	1890
HD414	3360	3865	4200	1575	1890
HD416	3640	4185	4550	1890	2265
HD26-3	1680	1930	2095	945	1135
HD210-3	2520	2900	3150	1890	2265
HD212-3	3080	3540	3850	1575	1890
HD214-3	3360	3865	4200	1575	1890
HD216-3	3640	4185	4550	1890	2265
HD66	1680	1930	2095	945	1135
HD68	1960	2255	2450	945	1135
HD610	2520	2900	3150	1575	1890
HD612	3080	3540	3850	1575	1890
HD614	3360	3865	4200	1575	1890
HD616	3640	4185	4550	1890	2265
HD88	1975	2270	2470	1130	1355
HD810	2540	2920	3175	1505	1805
HD812	3100	3565	3880	1505	1805
HD814	3385	3890	4230	2255	2705
HD816	3665	4215	4585	2255	2705
HD1770	1960	2255	2335	610	730
HD17925	2520	2775	2775	910	1065
HD17112	2870	2975	3045	910	1065
HD1714	3100	3235	3330	1065	1065
HD27925	2520	2775	2775	910	1065
HD27112	3080	3540	3610	910	1065
HD2714	3610	3610	3610	1065	1065
HD32105	3080	3540	3850	1575	1890
HD3212	3360	3865	4200	1575	1890
HD5112	3080	3540	3850	1865	2240
HD51135	3640	4185	4550	2240	2355
HD7100 *	1680	1930	2100	945	1130
HD7120 *	2240	2575	2800	945	1130
HD7140 *	2800	3220	3500	1260	1510

¹HDIF inverted flange hangers have the same design loads as HD models.

*Not listed in NER-478 or ER-2039

SIMPSON Strong-Tie Connectors[®]

USP Structural Connectors[®]

HU		ER-5117				
Simpson Stock No.	DF-L / SP Design Load (Max. Nailing)					
	Floor 100%	Roof		Uplift		
		115%	125%	133%	160%	
HU4.12/9	2410	2775	3015	1505	1810	
HU4.28/9	2410	2775	3015	1205	1445	
HU4.12/11	2950	3390	3685	1505	1810	
HU4.28/11	2950	3390	3685	1205	1445	

THF		NER-478				
USP Stock No.	DF-L / SP Design Load					
	Floor 100%	Roof		Uplift		
		115%	125%	133%	160%	
THF20925-2	1390	1600	1740	930	1115	
THF20925-2	1390	1600	1740	930	1115	
THF20112-2	1855	2135	2320	930	1115	
THF20112-2	1855	2135	2320	930	1115	

HUS HUSC ¹		NER-209, NER-421, ER-5656				
Simpson Stock No.	DF-L / SP Design Load					
	Floor 100%	Roof		Uplift		
		115%	125%	133%	160%	
HUS1.81/10 *	4900	5045	5145	2845	3000	
HUS26	2565	2950	3205	1550	1550	
HUS28	3585	3700	3775	2000	2000	
HUS210	3775	3920	4020	2845	3000	
HUS26-2	1005	1155	1255	1080	1235	
HUS28-2	1505	1730	1885	1550	1550	
HUS210-2	2010	2310	2510	2160	2590	
HUS212-2	2510	2885	3140	2560	3240	
HUS46	1005	1155	1255	1080	1235	
HUS48	1505	1730	1885	1550	1550	
HUS410	2010	2310	2510	2160	2590	
HUS412	2510	2885	3140	2700	3240	

HUS HUSIF ¹		NER-510, NER-608, ER-2039				
USP Stock No.	DF-L / SP Design Load					
	Floor 100%	Roof		Uplift		
		115%	125%	133%	160%	
HUS179	4925	5130	5270	3205	3205	
HUS26	2635	3035	3295	1925	1925	
HUS28	3915	4080	4195	2570	2570	
HUS210	4195	4400	4540	3205	3205	
HUS26-2	1030	1185	1290	1115	1115	
HUS28-2	1545	1775	1930	1810	1810	
HUS210-2	2060	2370	2575	2210	2210	
HUS212-2	2575	2960	3220	3060	3060	
HUS46	1030	1185	1290	1115	1115	
HUS48	1545	1775	1930	1810	1810	
HUS410	2060	2370	2575	2210	2210	
HUS412	2575	2960	3220	3060	3060	

¹HUSC concealed flange hangers have the same design loads as HUS models.

*Not listed in NER-209, NER-421, or ER-5656

¹HUSIF inverted flange hangers are available in widths 2-1/4" or greater at the same design loads as HHDO models.

HUSTF HUSCTF ¹		NER-209				
Simpson Stock No.	DF-L / SP Design Load					
	Floor 100%	Roof		Uplift		
		115%	125%	133%	160%	
HUS26-2TF	2820	3000	3000	1080	1235	
HUS28-2TF	3455	3720	3895	1550	1550	
HUS210-2TF	3585	3925	4155	2160	2590	
HUS212-2TF	4435	4535	4605	2000	2000	
HUS214-2TF	4435	4535	4605	2160	2590	
HUS46TF	2700	2890	3000	1080	1235	
HUS48TF	3225	3495	3670	1550	1550	
HUS410TF	3365	3710	3935	2160	2590	
HUS412TF	4420	4760	4990	2000	2000	
HUS414TF	4765	5100	5100	2160	2160	

¹HUSCTF concealed flange hangers are available in 2-2x and 4x at the same design loads as HUSTF models.

HHDO HHDOIF ¹		NER-478				
USP Stock No.	DF-L / SP Design Load					
	Floor 100%	Roof		Uplift		
		115%	125%	133%	160%	
HHDO26-2	3700	3850	3850	915	915	
HHDO28-2	4050	4255	4395	915	915	
HHDO210-2	4395	4655	4830	1390	1670	
HHDO212-2	4745	5055	5265	1390	1670	
HHDO214-2	5090	5460	5700	1695	1695	
HHDO46	3700	3850	3850	915	915	
HHDO48	4050	4255	4395	915	915	
HHDO410	4395	4655	4830	1390	1670	
HHDO412	4745	5055	5265	1390	1670	
HHDO414	5090	5460	5700	1695	1695	

¹HHDOIF inverted flange hangers are available in widths of 4-1/2" or greater at the same design loads as HHDO models.

SIMPSON Strong-Tie Connectors®

USP Structural Connectors®

© Copyright 2007 USP Structural Connectors®

HUTF		ER-5117			
HUCTF ¹		DF-L / SP Design Load			
Simpson Stock No.	Floor 100%	Roof		Uplift	
		115%	125%	133%	160%
HU24TF	2090	2100	2100	245	295
HU26TF	2275	2330	2335	490	590
HU28TF	2335	2335	2335	490	590
HU210TF	2335	2335	2335	490	590
HU212TF	2335	2335	2335	735	885
HU214TF	2660	2745	2800	735	885
HU216TF	2845	2955	3030	980	1180
HU34TF	2600	2600	2600	245	295
HU36TF	3725	3900	3900	490	590
HU38TF	3900	3900	3900	490	590
HU310TF	4170	4170	4170	735	885
HU312TF	4335	4335	4335	735	885
HU314TF	4335	4335	4335	980	1180
HU316TF	4335	4335	4335	980	1180
HU24-2TF	2600	2600	2600	310	375
HU26-2TF	3725	3900	3900	625	750
HU28-2TF	3900	3900	3900	625	750
HU210-2TF	4170	4170	4170	935	1125
HU212-2TF	4325	4660	4880	935	1125
HU214-2TF	4335	4335	4335	1250	1500
HU216-2TF	4335	4335	4335	1250	1500
HU44TF	2600	2600	2600	310	375
HU46TF	3165	3165	3165	625	750
HU48TF	3500	3500	3500	625	750
HU410TF	4150	4150	4150	935	1125
HU412TF	4550	4885	5105	935	1125
HU414TF	4830	5050	5050	1250	1500
HU416TF	5050	5050	5050	1250	1500
HU210-3TF	4150	4150	4150	1105	1325
HU212-3TF	4550	4885	5105	1105	1325
HU214-3TF	4835	5050	5050	1470	1765
HU216-3TF	5050	5050	5050	1470	1765
HU66TF	3165	3165	3165	735	885
HU68TF	3500	3500	3500	735	885
HU610TF	4150	4150	4150	1105	1325
HU612TF	4550	4885	5105	1105	1325
HU614TF	4830	5200	5450	1470	1765
HU616TF	5105	5520	5795	1470	1765

¹HUCTF concealed flange hangers are available in widths of 2-9/16" or greater at 0.85 of the table load.

HDO		NER-478			
HDOIF ¹		DF-L / SP Design Load			
USP Stock No.	Floor 100%	Roof		Uplift	
		115%	125%	133%	160%
HDO24	2170	2170	2170	315	315
HDO26	2580	2615	2615	630	755
HDO28	2580	2650	2700	630	755
HDO210	2580	2650	2700	630	725
HDO212	2355	2355	2355	945	1135
HDO214	2815	2925	2995	945	1050
HDO216	3055	3195	3290	1260	1510
HDO34	2665	2665	2665	315	315
HDO36	3010	3010	3010	630	755
HDO38	3605	3605	3605	630	755
HDO310	4165	4165	4165	945	1135
HDO312	4475	4475	4475	945	1135
HDO314	4475	4475	4475	1260	1315
HDO316	4850	4990	5085	1260	1510
HDO24-2	2445	2445	2445	335	400
HDO26-2	3050	3050	3050	665	800
HDO28-2	3825	3825	3825	665	800
HDO210-2	4560	4565	4565	1000	1200
HDO212-2	4855	5200	5435	1000	1200
HDO214-2	5150	5410	5410	1335	1600
HDO216-2	5445	5840	5940	1335	1600
HDO44	2445	2445	2445	335	400
HDO46	3050	3050	3050	665	800
HDO48	3825	3825	3825	665	800
HDO410	4560	4565	4565	1000	1200
HDO412	4855	5200	5435	1000	1200
HDO414	5150	5410	5410	1335	1600
HDO416	5445	5880	6170	1335	1600
HDO210-3	4560	4565	4565	1175	1410
HDO212-3	4855	5200	5435	1175	1410
HDO214-3	5150	5410	5410	1570	1710
HDO216-3	5445	5880	6170	1570	1880
HDO66	3050	3050	3050	785	940
HDO68	3825	3825	3825	785	940
HDO610	4560	4565	4565	1175	1410
HDO612	4855	5200	5435	1175	1410
HDO614	5150	5410	5410	1570	1710
HDO616	5445	5880	6170	1570	1880

¹HDOIF inverted flange hangers are available in widths of 3-1/8" or greater at the same design loads as HDO models.

SIMPSON Strong-Tie Connectors®

HW	ER-5117		
	Simpson Stock No.	DF-L / SP Design Load	
		Floor 100%	Roof
		115%	125%
HW46	5285	5285	5285
HW48	5285	5285	5285
HW410	5285	5285	5285
HW412	5285	5285	5285
HW414	5285	5285	5285
HW416	5285	5285	5285
HW66	5285	5285	5285
HW68	5285	5285	5285
HW610	5285	5285	5285
HW612	5285	5285	5285
HW614	5285	5285	5285
HW616	5285	5285	5285
HW86	5285	5285	5285
HW88	5285	5285	5285
HW810	5285	5285	5285
HW812	5285	5285	5285
HW814	5285	5285	5285
HW816	5285	5285	5285
HW3.25	5285	5285	5285
HW5.25	5285	5285	5285

HW	ER-5117	
	Simpson Stock No.	Design Load
		DF-L / SP 100%
HW211.25-2 *	5285	5100
HW211.88-2 *	5285	5100
HWI322	5285	5100
HWI49.25	5285	5100
HWI49.5	5285	5100
HWI411.25	5285	5100
HWI411.88	5285	5100
HWI412	5285	5100
HWI414	5285	5100
HWI416	5285	5100
HWI418	5285	5100
HWI420	5285	5100
HWI422	5285	5100
HWI424	5285	5100
HWI426	5285	5100
HWI428	5285	5100
HWI430	5285	5100
HWI432	5285	5100
HWI418-2	5285	5100
HWI420-2	5285	5100
HWI422-2	5285	5100
HWI424-2	5285	5100
HWI426-2	5285	5100
HWI428-2	5285	5100
HWI430-2	5285	5100
HWI432-2	5285	5100

**LVL header values are not listed in ER-5117

USP Structural Connectors®

KHW	NER-568, ER-2725		
	USP Stock No.	DF-L / SP Design Load	
		Floor 100%	Roof
		115%	125%
KHW46	5335	5335	5335
KHW48	5335	5335	5335
KHW410	5335	5335	5335
KHW412	5335	5335	5335
KHW414	5335	5335	5335
KHW416	5335	5335	5335
KHW66	5335	5335	5335
KHW68	5335	5335	5335
KHW610	5335	5335	5335
KHW612	5335	5335	5335
KHW614	5335	5335	5335
KHW616	5335	5335	5335
KHW86	5335	5335	5335
KHW88	5335	5335	5335
KHW810	5335	5335	5335
KHW812	5335	5335	5335
KHW814	5335	5335	5335
KHW816	5335	5335	5335
KHW3	5295	5295	5295
KHW5	5295	5295	5295

PHX	NER-530	
	USP Stock No.	Design Load
		DF-L / SP** 100%
PHX15112-2	5210	5875
PHX15118-2	5210	5875
PHX2522	5210	6015
PHX35925	5210	6015
PHX3595	5210	6015
PHX35112	5210	6015
PHX35118	5210	6015
PHX3512	5210	6015
PHX3514	5210	6015
PHX3516	5210	6015
PHX3518	5210	6015
PHX3520	5210	6015
PHX3522	5210	6015
PHX3524	5210	6015
PHX3526	5210	6015
PHX3528	5210	6015
PHX3530	5210	6015
PHX3532 *	5210	6015
PHX3518-2	5045	6015
PHX7120	5045	6015
PHX7122	5045	6015
PHX7124	5045	6015
PHX7126	5045	6015
PHX7128	5045	6015
PHX7130	5045	6015
PHX7132 *	5045	6015

*Not listed in NER-530

**DF-L/SYP header values are not listed in NER-530

SIMPSON Strong-Tie Connectors®

USP Structural Connectors®

© Copyright 2007 USP Structural Connectors®

HWU		ER-5117		
Simpson Stock No.	Design Load			
	DF-L / SP 100%	LVL 100%	Uplift	
			133%	160%
HWU2.75/9.25	6335	6335	810	810
HWU2.75/9.5	6335	6335	810	810
HWU2.75/11.25	6335	6335	810	810
HWU2.75/11.88	6335	6335	810	810
HWU2.75/14	6335	6335	810	810
HWU2.75/16	6335	6335	810	810
HWU3.56/9.25	6335	6335	1020	1135
HWU3.56/9.5	6335	6335	1020	1135
HWU3.56/11.25	6335	6335	1020	1135
HWU3.56/11.88	6335	6335	1020	1135
HWU3.56/14	6335	6335	1020	1135
HWU3.56/16	6335	6335	1020	1135
HWU3.56/18	6335	6335	1020	1135
HWU3.56/20	6335	6335	765	765
HWU5.50/9.25	6000	6000	1020	1135
HWU5.50/9.5	6000	6000	1020	1135
HWU5.50/11.25	6000	6000	1020	1135
HWU5.50/11.88	6000	6000	1020	1135
HWU5.50/12	6000	6000	1020	1135
HWU5.50/14	6000	6000	1020	1135
HWU5.50/16	6000	6000	1020	1135
HWU5.50/18	6000	6000	1020	1135
HWU5.50/20	6000	6000	765	765
HWU7.12/7.25	6000	6000	1020	1135
HWU7.12/9.25	6000	6000	1020	1135
HWU7.12/9.5	6000	6000	1020	1135
HWU7.12/11.25	6000	6000	1020	1135
HWU7.12/11.88	6000	6000	1020	1135
HWU7.12/14	6000	6000	1020	1135
HWU7.12/16	6000	6000	1020	1135
HWU7.12/18	6000	6000	1020	1135
HWU7.12/20	6000	6000	765	765

PHXU		NER-568		
USP Stock No.	Design Load			
	DF-L / SP 100%	LVL 100%	Uplift	
			133%	160%
PHXU27925	5285	6020	970	970
PHXU2795	5285	6020	970	970
PHXU27112	5285	6020	970	970
PHXU27118	5285	6020	970	970
PHXU2714	5285	6020	970	970
PHXU2716	5285	6020	970	970
PHXU35925	5285	6650	1035	1240
PHXU3595	5285	6650	1035	1240
PHXU35112	5285	6650	1035	1240
PHXU35118	5285	6650	1035	1240
PHXU3514	5285	6650	1035	1240
PHXU3516	5285	6650	1035	1240
PHXU3518	5285	6650	1035	1240
PHXU3520	5285	6650	1035	1240
PHXU55925	5285	6650	1035	1240
PHXU5595	5285	6650	1035	1240
PHXU55112	5285	6650	1035	1240
PHXU55118	5285	6650	1035	1240
PHXU5512	5285	6650	1035	1240
PHXU5514	5285	6650	1035	1240
PHXU5516	5285	6650	1035	1240
PHXU5518	5285	6650	1035	1240
PHXU5520	5285	6650	1035	1240
PHXU71725 *	5285	6650	1035	1240
PHXU71925	5285	6650	1035	1240
PHXU7195	5285	6650	1035	1240
PHXU71112	5285	6650	1035	1240
PHXU71118	5285	6650	1035	1240
PHXU7114	5285	6650	1035	1240
PHXU7116	5285	6650	1035	1240
PHXU7118	5285	6650	1035	1240
PHXU7120	5285	6650	1035	1240

*Not listed in NER-568

IS		No Code Listing
Simpson Stock No.		
IS16		
IS24		

IS		No Code Listing
USP Stock No.		
IS16		
IS24		

SIMPSON Strong-Tie Connectors®

ITT				
NER-469, ER-5655				
Simpson Stock No.	Design Load			
	I-Joist 100%	LVL 100%	Uplift	
			133%	160%
ITT29.25	1050	1450	245	285
ITT29.5	1050	1450	245	285
ITT211.25	1050	1450	245	285
ITT211.88	1050	1450	245	285
ITT214	1050	1450	245	285
ITT9.5	1050	1450	245	285
ITT11.88	1050	1450	245	285
ITT14	1050	1450	245	285
ITT16	1050	1450	245	285
ITT49.25	1050	1450	245	285
ITT49.37	1050	1450	245	285
ITT49.5	1050	1450	245	285
ITT411.25	1050	1450	245	285
ITT411.88	1050	1450	245	285
ITT412	1050	1450	245	285
ITT413	1050	1450	245	285
ITT414	1050	1450	245	285
ITT416	1050	1450	245	285

ITT				
NER-469, ER-5655				
Simpson Stock No.	Design Load			
	I-Joist 100%	LVL 100%	Uplift	
			133%	160%
ITT2.06/9.5	1050	1450	245	285
ITT2.1/9.5	1050	1450	245	285
ITT2.06/11.88	1050	1450	245	285
ITT2.1/11.88	1050	1450	245	285
ITT2.06/14	1050	1450	245	285
ITT2.1/14	1050	1450	245	285
ITT2.06/16	1050	1450	245	285
ITT2.1/16 *	1050	1450	245	285
ITT359.5	1050	1450	245	285
ITT3511.88	1050	1450	245	285
ITT3514	1050	1450	245	285
ITT39.25	1050	1450	245	285
ITT39.37	1050	1450	245	285
ITT39.5	1050	1450	245	285
ITT311.25	1050	1450	245	285
ITT311.88	1050	1450	245	285
ITT313	1050	1450	245	285
ITT314	1050	1450	245	285
ITT316	1050	1450	245	285

*Not listed in NER-469 or ER-5655

USP Structural Connectors®

THO				
NER-478, ER-3613				
USP Stock No.	Design Load			
	I-Joist 100%	LVL ** 100%	Uplift	
			133%	160%
THO15925	1005	1345	230	230
THO15950	1090	1345	270	270
THO15112	1030	1345	230	230
THO15118	1205	1345	270	270
THO15140	1030	1030	230	230
THO17950	1260	1345	270	270
THO17118	1305	1345	270	270
THO17140	1760	1760	230	230
THO17160	1760	1760	230	230
THO35925	2050	2050	300	360
THO35938	2050	2050	300	360
THO35950	2050	2050	300	360
THO35112	2050	2050	300	360
THO35118	2050	2050	300	360
THO35120	2050	2050	300	360
THO35130	2050	2050	300	360
THO35140	2715	2715	265	265
THO35160	2715	2715	265	265

**LVL header values are not listed in NER-478 or ER-3613

TFL				
ICC-ES ESR-1178				
USP Stock No.	Design Load			
	I-Joist 100%	LVL 100%	Uplift	
			133%	160%
TFL2095	1245	1645	300	360
TFL2095	1245	1645	300	360
TFL20118	1245	1645	300	360
TFL20118	1245	1645	300	360
TFL2014	1245	1645	300	360
TFL2014	1245	1645	300	360
TFL2016	1245	1645	300	360
TFL2016	1245	1645	300	360
TFL2395	1245	1645	300	360
TFL23118	1245	1645	300	360
TFL2314	1245	1645	300	360
TFL25925	1245	1645	300	360
TFL25938	1245	1645	300	360
TFL2595	1245	1645	300	360
TFL25112	1245	1645	300	360
TFL25118	1245	1645	300	360
TFL2513	1245	1645	300	360
TFL2514	1245	1645	300	360
TFL2516	1245	1645	300	360

SIMPSON Strong-Tie Connectors®

USP Structural Connectors®

© Copyright 2007 USP Structural Connectors®

IUS		ER-5824			
Simpson Stock No.	DF-L / SP Design Load (Max Values)				
	Floor 100%	Roof		Uplift	
		115%	125%	133%	160%
IUS1.56/9.5	935	1075	1170	75	75
IUS1.56/11.88	1170	1345	1465	75	75
IUS1.81/9.5	935	1075	1170	75	75
IUS1.81/11.88	1170	1345	1465	75	75
IUS1.81/14	1640	1885	1980	75	75
IUS1.81/16	1870	1980	1980	75	75
IUS2.06/9.5	935	1075	1170	75	75
IUS2.06/11.88	1170	1345	1465	75	75
IUS2.06/14	1640	1885	1980	75	75
IUS2.37/11.88	1170	1345	1465	75	75
IUS2.37/14	1640	1885	1980	75	75
IUS2.37/16	1870	1980	1980	75	75
IUS2.56/9.5	935	1070	1170	75	75
IUS2.56/11.88	1170	1345	1465	75	75
IUS2.56/14	1640	1885	1980	75	75
IUS2.56/16	1870	1980	1980	75	75
IUS3.56/11.88	1405	1615	1725	75	75
IUS3.56/14	1640	1725	1725	75	75
IUS3.56/16	1725	1725	1725	75	75

*Not listed in ER-5824

THF		NER-478			
USP Stock No.	DF-L / SP Design Load				
	Floor 100%	Roof		Uplift	
		115%	125%	133%	160%
THF15925	1370	1575	1710	280	280
THF15112	1825	2100	2155	280	280
THF17925	1370	1575	1710	280	280
THF17112	1825	2100	2280	280	280
THF17140	2280	2445	2470	280	280
THF17157	2735	3145	3310	280	280
THF20925	1370	1575	1710	280	280
THF20112	1825	2100	2280	280	280
THF20140	2280	2470	2470	280	280
THF23118	1595	1835	1995	300	360
THF23140	2090	2400	2610	300	360
THF23160	2550	2935	3035	300	360
THF25925	1370	1575	1710	175	175
THF25112	1595	1835	1995	300	360
THF25140	2090	2400	2610	300	360
THF25160	2550	2935	3035	300	360
THF35112	1825	2100	2280	245	245
THF35140	2320	2670	2900	245	245
THF35157	2550	2935	3190	245	245

IUT		NER-469, ER-5655			
Simpson Stock No.	DF-L / SP Design Load				
	Floor 100%	Roof		Uplift	
		115%	125%	133%	160%
IUT29	890	1020	1110	245	255
IUT211	1110	1275	1390	245	255
IUT214	1555	1785	1875	245	255
IUT9	890	1020	1110	245	255
IUT11	1110	1275	1390	245	255
IUT14	1555	1785	1940	245	255
IUT2.06/9	890	1020	1110	245	255
IUT2.06/11	1110	1275	1390	245	255
IUT2.06/14	1555	1785	1940	245	255
IUT3510	890	1020	1110	245	255
IUT3512	1110	1275	1390	245	255
IUT3514	1555	1785	1940	245	255
IUT3516 *	1775	1865	2165	245	255
IUT310	890	1020	1110	245	255
IUT312	1110	1275	1390	245	255
IUT313	1330	1530	1665	245	255
IUT314	1555	1785	1940	245	255
IUT316 *	1775	2040	2220	245	255
IUT410	890	1020	1110	245	255
IUT412	1110	1275	1390	245	255
IUT414	1555	1785	1940	245	255
IUT416 *	1775	2040	2165	245	255

*Not listed in NER-469 or ER-5655

THF		NER-478			
USP Stock No.	DF-L / SP Design Load (Max Values)				
	Floor 100%	Roof		Uplift	
		115%	125%	133%	160%
THF15925	1370	1575	1710	280	280
THF15112	1825	2100	2155	280	280
THF15140	2100	2135	2155	280	280
THF17925	1370	1575	1710	280	280
THF17112	1825	2100	2280	280	280
THF17140	2280	2445	2470	280	280
THF20925	1370	1575	1710	280	280
THF20112	1825	2100	2280	280	280
THF20140	2280	2470	2470	280	280
THF23925	1370	1575	1710	175	175
THF23118	1595	1835	1995	300	360
THF23140	2090	2400	2610	300	360
THF23160	2550	2935	3035	300	360
THF25925	1370	1575	1710	175	175
THF25112	1595	1835	1995	300	360
THF25130	2090	2280	2280	300	360
THF25140	2090	2400	2610	300	360
THF25160	2550	2935	3035	300	360
THF35925	1370	1575	1710	245	245
THF35112	1825	2100	2280	245	245
THF35140	2320	2670	2900	245	245
THF35157	2550	2935	3190	245	245

SIMPSON Strong-Tie Connectors[®]

JB		NER-393, ER-5708				
Simpson Stock No.	Floor 100%	DF-L / SP Design Load				
		Roof		Uplift		
		115%	125%	133%	160%	
JB26	1040	1040	1040	---	---	
JB28	1050	1050	1050	---	---	
JB210	1255	1255	1255	---	---	
JB212	1540	1540	1540	---	---	
JB214	1505	1505	1505	235	235	

L		NER-413, ER-5275, ER-5672				
Simpson Stock No.	Direction of Load	DF-L / SP Design Load				
		100%	115%	125%	133%	160%
L30	F1	220	240	240	240	240
	F2	220	240	240	240	240
	F3	---	---	---	---	---
L50	F1	335	385	420	445	445
	F2	335	385	420	445	445
	F3	---	---	---	---	---
L70	F1	445	510	555	565	565
	F2	445	510	555	565	565
	F3	---	---	---	---	---
L90	F1	555	640	695	740	740
	F2	555	640	695	740	740
	F3	---	---	---	---	---

L		No Code Listing				
HL		No Code Listing				
Simpson Stock No.						
66L						
88L						
1212L						
1212HL						
1616HL						

LB		NER-393, ER-5708				
Simpson Stock No.	Floor 100%	DF-L / SP Design Load				
		Roof		Uplift		
		115%	125%	133%	160%	
LB26	1380	1380	1380	240	290	
LB28	1270	1270	1270	240	290	
LB210	1550	1550	1550	240	290	
LB212	1580	1580	1580	240	290	
LB214	1425	1425	1425	240	290	
LB216	1425	1425	1425	240	290	

LBOLT		No ICC-ES Code Listing				
Simpson Stock No.						
LBOLT50600HDG						
LBOLT50800HDG						
LBOLT50120HDG						
LBOLT50180HDG						

USP Structural Connectors[®]

HL		ER-2039				
USP Stock No.	Floor 100%	DF-L / SP Design Load				
		Roof		Uplift		
		115%	125%	133%	160%	
HL26	1270	1270	1270	---	---	
HL28	1590	1590	1590	---	---	
HL210	1590	1590	1590	---	---	
HL212	1590	1590	1590	---	---	
HL214	1590	1590	1590	300	360	

AC		NER-568				
USP Stock No.	Direction of Load	DF-L / SP Design Load				
		100%	115%	125%	133%	160%
AC3	F1	230	265	285	285	285
	F2	230	265	290	310	320
	F3	215	250	270	285	320
AC5	F1	350	400	435	465	555
	F2	350	400	435	465	555
	F3	325	375	405	430	520
AC7	F1	465	535	580	615	740
	F2	465	535	580	615	740
	F3	430	495	540	575	690
AC9	F1	580	665	725	770	930
	F2	580	665	725	770	920
	F3	540	620	675	720	865

L		No Code Listing				
LH		No Code Listing				
USP Stock No.						
L6						
L8						
L12						
LH12						
LH16						

KLB		ER-2725				
USP Stock No.	Floor 100%	DF-L / SP Design Load				
		Roof		Uplift		
		115%	125%	133%	160%	
KLB26	1235	1280	1305	305	365	
KLB28	1235	1280	1305	305	365	
KLB210	1365	1365	1365	305	365	
KLB212	1365	1365	1365	305	365	
KLB214	1365	1365	1365	305	365	
KLB216	1365	1365	1365	305	365	

AB		No ICC-ES Code Listing				
USP Stock No.						
AB126-HDG						
AB128-HDG						
AB1212-HDG						
AB1218-HDG						

SIMPSON Strong-Tie Connectors®

USP Structural Connectors®

LBP No Code Listing		
Simpson Stock No.	Plate Thickness	Bolt Diameter (Inches)
LBP1/2Z	9/64	1/2
LBP5/8Z	9/64	5/8

LBP No Code Listing		
USP Stock No.	Plate Thickness	Bolt Diameter (Inches)
LBP12-TZ	9/64	1/2
LBP58-TZ	9/64	5/8

LBPS No Code Listing		
Simpson Stock No.	Plate Thickness	Bolt Diameter (Inches)
LBPS1/2Z	9/64	1/2
LBPS5/8Z	9/64	5/8

LBPS No Code Listing		
USP Stock No.	Plate Thickness	Bolt Diameter (Inches)
LBPS12-TZ	9/64	1/2
LBPS58-TZ	9/64	5/8

LBV ICBO ES ER-5117				
Simpson Stock No.	Design Load			
	I-Joist** 100%	LVL 100%	Uplift	
			133%	160%
LBV3.12/9.25	1495	2910	265	265
LBV3.12/11.25	1495	2910	265	265
LBV3.12/14	1495	2910	265	265
LBV3.56/9.25	1495	2910	265	265
LBV3.56/11.25	1495	2910	265	265
LBV4.12/9.5	1495	2910	265	265
LBV4.12/11.88	1495	2910	265	265
LBV4.12/14	1495	2910	265	265
LBV4.12/16	1495	2910	265	265
LBV4.28/9.5 *	1495	2910	265	265
LBV4.28/11.88 *	1495	2910	265	265
LBV4.28/14 *	1495	2910	265	265
LBV4.28/16 *	1495	2910	265	265
LBV4.75/9.5	1495	2910	265	265
LBV4.75/11.88	1495	2910	265	265
LBV4.75/14	1495	2910	265	265
LBV4.75/16	1495	2910	265	265
LBV4.75/18	1495	2910	265	265
LBV4.75/20	1495	2910	265	265
LBV5.12/9.25	1495	2910	265	265
LBV5.12/9.5	1495	2910	265	265
LBV5.12/11.25	1495	2910	265	265
LBV5.12/11.88	1495	2910	265	265
LBV5.12/14	1495	2910	265	265

THO NER-478				
USP Stock No.	Design Load			
	I-Joist** 100%	LVL 100%	Uplift	
			133%	160%
THO15925-2	2630	2330	930	1115
THO15112-2	2630	2330	930	1115
THO15140-2	2630	2330	1015	1175
THO17925-2	2630	2330	930	1115
THO17112-2	2630	2330	930	1115
THO20950-2	2630	2330	930	1115
THO20118-2	2630	2330	930	1115
THO20140-2	2630	2330	1015	1175
THO20160-2	2630	2330	1015	1175
THO20950-2	2630	2330	930	1115
THO20118-2	2630	2330	930	1115
THO20140-2	2630	2330	1015	1175
THO20160-2	2630	2330	1015	1175
THO23950-2	2630	3535	1015	1175
THO23118-2	2630	3535	1015	1175
THO23140-2	2630	3535	1015	1175
THO23160-2	2630	3535	1015	1175
THO23180-2	2630	3535	1015	1175
THO23200-2	2630	3535	1015	1175
THO25925-2	2630	3535	1015	1175
THO25950-2	2630	3535	1015	1175
THO25112-2	2630	3535	1015	1175
THO25118-2	2630	3535	1015	1175
THO25140-2	2630	3535	1015	1175

*Not listed in ER-5117

**I-Joist header load values are not listed in NER-478

**I-Joist header loads are not listed in ER-5117

LCB NER-393, ER-5708				
Simpson Stock No.	DF-L / SP Design Load			
	Bolts		Nails	
	133%	160%	133%	160%
LCB44	3545	4250	2255	2705
LCB46	3530	4240	2255	2705
LCB66	3525	4230	2255	2705

CBE NER-530				
USP Stock No.	DF-L / SP Design Load			
	Bolts		Nails	
	133%	160%	133%	160%
CBE44	3650	4380	2350	2820
CBE46	3640	4370	2350	2820
CBE66	3635	4360	2350	2820

SIMPSON Strong-Tie Connectors®

LCC			No Code Listing		
Simpson Stock No.	Allowable Download				
	DF-L / SP / S-P-F		LVL / PSL		
	100%		100%		
LCC4.5-3.5	15820		---		
LCC4.5-4	20670		---		
LCC6-3.5	15820		---		
LCC6-4	20670		---		
LCC3.5-3.5	---		15820		
LCC3.5-4	---		20670		
LCC5.25-3.5	---		15820		
LCC5.25-4	---		20670		
LCC7-3.5	---		15820		
LCC7-4	---		20670		

LEG		ER-5117			
Simpson Stock No.	Floor	Design Load (Top Flange Triangle Theory) ¹			
		Roof	Uplift		160%
			100%	125%	
LEG3	11865	12730	---	---	---
LEG5	11865	12730	---	---	---
LEG7	11865	12730	---	---	---

¹ Allowable loads are for supporting member with a width of 5-1/2" and 560 psi perpendicular to grain loading in single shear.

LFTA		NER-422, ER-5709					
Simpson Stock No.	Installation Type	DF-L / SP Design Load					
		Thickness of Wood Member					
		1-1/2"		3"		4-1/2"	
		133%	160%	133%	160%	133%	160%
LFTA	---	---	1205	1400	1205	1400	

LGT		No ICC-ES Code Listing			
Simpson Stock No.	Installation Type	Design Load			
		Uplift			
		DF-L / SP		S-P-F / Hem Fir	
		133%	160%	133%	160%
LGT2	Wood	2050	2050	1785	1785
	Masonry	2150	2150	1850	1850

LPC		NER-443, NER-469, ER-5655		
Simpson Stock No.	Uplift	DF-L / SP Design Load		
		F1	F2	
		133% / 160%	133% / 160%	133% / 160%
LPC4Z	760	325	---	---
LPC6Z	915	490	---	---

LS		NER-443				
Simpson Stock No.	Uplift	DF-L / SP Design Load				
		100%	115%	125%	133%	160%
LS30	335	385	420	420	420	
LS50	450	520	560	600	600	
LS70	560	645	675	675	675	
LS90	670	770	840	890	890	

USP Structural Connectors®

KLCC			No Code Listing		
USP Stock No.	Allowable Download				
	DF-L / SP / S-P-F		LVL / PSL		
	100%		100%		
KLCC45-35	16000		---		
KLCC45-4	21000		---		
KLCC6-35	16000		---		
KLCC6-4	21000		---		
KLCC35-35	---		16000		
KLCC35-4	---		21000		
KLCC525-35	---		16000		
KLCC525-4	---		21000		
KLCC7-35	---		16000		
KLCC7-4	---		21000		

KLEG		ER-2725			
USP Stock No.	Floor	Design Load (with Top Flange) ¹			
		Roof	Uplift		160%
			100%	125%	
KLEG3	10440	11320	3195	3845	---
KLEG5	10440	11320	4670	5620	---
KLEG7	10440	11320	4685	5635	---

¹ Allowable loads are for supporting member with a width of 5-1/2" and 460 psi perpendicular to grain loading in single shear.

KLFTA		NER-564, ER-2725					
USP Stock No.	Installation Type	DF-L / SP Design Load					
		Thickness of Wood Member					
		1-1/2"		3"		4-1/2"	
		133%	160%	133%	160%	133%	160%
KLFTA		1235	1485	1235	1485	1235	1485

LUGT		NER-564			
USP Stock No.	Installation Type	Design Load			
		Uplift			
		DF-L / SP		S-P-F / Hem Fir	
		133%	160%	133%	160%
LUGT2	Wood	2260	2260	1945	1945
	Masonry	1850	1850	1850	1850

PB		NER-505		
USP Stock No.	Uplift	DF-L / SP Design Load		
		F1	F2	
		133% / 160%	133% / 160%	133% / 160%
PB44-6TZ	640	400	940	---
PB66-6TZ	640	400	1000	---

MP		NER-530				
USP Stock No.	Uplift	DF-L / SP Design Load				
		100%	115%	125%	133%	160%
MP3	340	395	430	455	485	
MP5	455	525	570	610	730	
MP7	570	655	715	760	910	
MP9	685	785	855	910	1095	

© Copyright 2007 USP Structural Connectors®

SIMPSON Strong-Tie Connectors®

USP Structural Connectors®

© Copyright 2007 USP Structural Connectors®

LSSU		NER-421, NER-432			
Simpson Stock No.	DF-L / SP Design Load				
	Sloped Only Hangers				
	Floor 100%	Roof		Uplift	
115%		125%	133%	160%	
LSSU210	1110	1275	1390	730	875
LSSUI25	1110	1275	1390	730	875
LSSUI2.06 *	1110	1275	1390	730	875
LSSU2.1 *	1110	1275	1390	730	875
LSSUI35	1110	1275	1390	730	875
LSSUH310 *	2295	2295	2295	1150	1150
LSSU210-2	2430	2795	3035	1150	1150
LSSU410	2430	2795	3035	1150	1150
Skewed Only or Sloped & Skewed Hangers					
LSSU210	995	1145	1205	730	785
LSSUI25	995	1145	1205	730	785
LSSUI2.06 *	995	1145	1205	730	785
LSSU2.1 *	995	1145	1205	730	785
LSSUI35	995	1145	1205	730	785
LSSUH310 *	1600	1600	1600	1150	1150
LSSU210-2	1625	1625	1625	1150	1150
LSSU410	1625	1625	1625	1150	1150

*Not listed in NER-421 or NER-432

LSSH		NER-505			
USP Stock No.	DF-L / SP Design Load				
	Sloped Only Hangers				
	Floor 100%	Roof		Uplift	
115%		125%	133%	160%	
LSSH210	1140	1310	1425	1065	1065
LSSH179	1140	1310	1425	1065	1065
LSSH20	1140	1310	1425	980	980
LSSH20	1140	1310	1425	980	980
LSSH23	1140	1310	1425	980	980
LSSH25	2485	2600	2600	1195	1195
LSSH31	2485	2855	3105	1585	1585
LSSH35	2485	2855	3105	1585	1585
Skewed Only or Sloped & Skewed Hangers					
LSSH210	1140	1310	1425	1065	1065
LSSH179	1140	1310	1425	1065	1065
LSSH20	1140	1310	1425	980	980
LSSH20	1140	1310	1425	980	980
LSSH23	1140	1310	1425	980	980
LSSH25	1825	1825	1825	1195	1195
LSSH31	1920	1920	1920	1585	1585
LSSH35	1920	1920	1920	1585	1585

LSTA		NER-443, SBCCI 9603C	
Simpson Stock No.	DF-L / SP Design Load		
	133%	160%	
LSTA9	645	775	
LSTA12	805	970	
LSTA15	970	1160	
LSTA18	1130	1235	
LSTA21	1235	1235	
LSTA24	1235	1235	
LSTA30	1640	1640	
LSTA36	1640	1640	

LSTA		NER-505	
USP Stock No.	DF-L / SP Design Load		
	133%	160%	
LSTA9	670	805	
LSTA12	840	1010	
LSTA15	1010	1210	
LSTA18	1175	1235	
LSTA21	1235	1235	
LSTA24	1235	1235	
LSTA30	1640	1640	
LSTA36	1640	1640	

LSTHD		ER-5349			
Simpson Stock No.	Min. Stem Wall	DF-L / SP Allowable Tension Loads			
		Concrete 2500 psi			
		Min. End Distance			
		1/2	1-1/2	I _e	
		133%/160%	133%/160%	133%/160%	
LSTHD8	6	1825	1825	1825	
	8	1825	1825	2335	
LSTHD8RJ	6	1825	1825	1825	
	8	1825	1825	2335	

LSTAD		NER-608			
USP Stock No.	Min. Stem Wall	DF-L / SP Allowable Tension Loads			
		Concrete 2500 psi			
		Min. Edge Distance			
		1/2	1-1/2	I _e	
		133%/160%	133%/160%	133%/160%	
LSTAD8	6	2225	2225	3220	
	8	2225	2225	3220	
LSTAD8RJ	6	2225	2225	3220	
	8	2225	2225	3220	

LSTI		NER-499	
Simpson Stock No.	DF-L / SP Design Load		
	133%	160%	
LSTI49	2580	3100	
LSTI73	3870	4215	

LSTI		No Code Listings	
USP Stock No.	DF-L / SP Design Load		
	133%	160%	
LSTI49	2645	3175	
LSTI73	3970	4370	

SIMPSON Strong-Tie Connectors®

LSU		NER-209			
Simpson Stock No.	DF-L / SP Design Load				
	Sloped Only Hangers				
	Floor 100%	Roof		Uplift	
		115%	125%	133%	160%
LSU26Z	665	765	800	485	535
Skewed Only or Sloped & Skewed Hangers					
LSU26Z	665	765	800	485	535

LTA		No ICC-ES Code Listing			
Simpson Stock No.	DF-L / SP Design Load				
	F1	F2	Uplift		
	133% / 160%	133% / 160%	133%	160%	
LTA1	485	1425	1420	1420	

LTB		NER-443, ER-5275			
Simpson Stock No.					
LTB20					
LTB40					

LTHJ		NER-432			
Simpson Stock No.	DF-L / SP Design Load				
	2 x 6 Hip / Jack			Uplift	
	Floor 100%	Roof		133%	160%
		115%	125%		
LTHJR/L	1515	1745	1895	735	830

LTP		NER-432, ER-5313			
Simpson Stock No.	Direction of Load	Design Load			
		100%	125%	133%	160%
LTP4	G	515	645	670	670
	H	515	645	670	670
LTP5	G	520	595	595	595
	H	520	555	555	555

LTS		NER-413, ER-5672, ER-5275			
Simpson Stock No.	DF-L / SP Design Load				
	Uplift				
	10d x 1-1/2		10d		
	133%	160%	133%	160%	
LTS12	720	720	775	775	
LTS16	720	720	775	775	
LTS18	720	720	775	775	
LTS20	720	720	775	775	

USP Structural Connectors®

LSSH		No ICC-ES Code Listing			
USP Stock No.	DF-L / SP Design Load				
	Sloped Only Hangers				
	Floor 100%	Roof		Uplift	
		115%	125%	133%	160%
LSSH15-TZ	685	785	855	740	740
Skewed Only or Sloped & Skewed Hangers					
LSSH15-TZ	685	785	815	740	740

LPTA		SBCCI 2031C			
USP Stock No.	DF-L / SP Design Load				
	F1	F2	Uplift		
	133% / 160%	133% / 160%	133%	160%	
LPTA	810	1500	1250	1250	

N O40		NER-505 No ICC-ES Code Listing			
USP Stock No.					
N16					
O40					

HTHJ		NER-532			
USP Stock No.	DF-L / SP Design Load				
	2 x 6 Hip / Jack			Uplift	
	Floor 100%	Roof		133%	160%
		115%	125%		
HTHJ26-18	2145	2465	2680	1655	1860

MPF		NER-608				
USP Stock No.	Installation Type	Direction of Load	Design Load			
			100%	125%	133%	160%
MP4F	Type 1	H	565	705	750	845
	Type 2	H	565	705	720	720
MP6F	Type 1	H	565	605	605	605
	Type 2	H	565	630	630	630

LTW		NER-568			
USP Stock No.	DF-L / SP Design Load				
	Uplift				
	10d x 1-1/2		10d		
	133%	160%	133%	160%	
LTW12	775	775	775	775	
LTW16	775	775	775	775	
LTW18	775	775	775	775	
LTW20	775	775	775	775	

SIMPSON Strong-Tie Connectors®

USP Structural Connectors®

© Copyright 2007 USP Structural Connectors®

LTT		NER-393, ER-5708				
LTTI		NER-432, ER-5708				
Simpson Stock No.	DF-L / SP Design Load					
	Nails			Bolts		
	133%	160%	Purlin		Holdown	
			133%	160%	133%	160%
LTT19	1205	1350	---	---	---	---
LTT20B	1750	1750	1220	1460	1220	1460
LTTI31	2185	2310	---	---	---	---

LTS		NER-530				
LTTI		ICC-ES ESR-1178				
USP Stock No.	DF-L / SP Design Load					
	Nails			Bolts		
	133%	160%	Purlin		Holdown	
			133%	160%	133%	160%
LTS19	1225	1390	---	---	---	---
LTS20B	1910	1910	1260	1515	1260	1515
LTTI31	2680	2825	---	---	---	---

LU		NER-393, ER-5708				
Simpson Stock No.	DF-L / SP Design Load					
	Floor	10d			Uplift	
		100%	Roof		133%	160%
			115%	125%		
LU24	445	510	555	245	265	
LU26	665	765	830	490	565	
LU28	890	1020	1110	735	850	
LU210	1110	1275	1390	735	850	

JL		NER-505				
USP Stock No.	DF-L / SP Design Load					
	Floor	10d			Uplift	
		100%	Roof		133%	160%
			115%	125%		
JL24	455	525	570	245	245	
JL26	685	785	855	485	485	
JL28	1140	1295	1295	885	885	
JL210	1595	1835	1875	1095	1095	

LUS		NER-209, NER-421, NER-499, ER-5656				
Simpson Stock No.	DF-L / SP Design Load					
	Floor	Roof			Uplift	
		100%	Roof		133%	160%
			115%	125%		
LUS24	640	735	800	465	490	
LUS26	830	955	1040	930	1115	
LUS28	1055	1210	1320	930	1115	
LUS210	1275	1470	1595	930	1115	
LUS24-2	765	880	960	440	440	
LUS26-2	1000	1150	1250	1140	1165	
LUS28-2	1265	1455	1585	1140	1165	
LUS210-2	1765	2030	2210	1710	1745	
LUS214-2	2030	2335	2540	1550	1550	
LUS36	1000	1150	1250	1140	1160	
LUS310	1265	1455	1585	1140	1160	
LUS44	765	880	960	440	440	
LUS46	1000	1150	1250	1140	1160	
LUS48	1265	1455	1585	1140	1165	
LUS410	1765	2030	2210	1710	1745	
LUS414	2030	2335	2540	1710	1745	
LUS26-3	1000	1150	1250	1140	1165	
LUS28-3	1265	1455	1585	1140	1165	
LUS210-3	1765	2030	2210	1710	1745	

JUS		NER-608, ER-2039				
USP Stock No.	DF-L / SP Design Load					
	Floor	Roof			Uplift	
		100%	Roof		133%	160%
			115%	125%		
JUS24	655	750	815	510	510	
JUS26	850	975	1060	1115	1115	
JUS28	1075	1240	1345	1115	1115	
JUS210	1305	1500	1630	1115	1115	
JUS24-2	785	900	965	325	325	
JUS26-2	1020	1170	1220	1355	1355	
JUS28-2	1290	1485	1615	1355	1355	
JUS210-2	1800	2070	2250	1980	1980	
JUS214-2	2350	2700	2935	1980	1980	
JUS36	1020	1170	1220	1355	1355	
JUS310	1800	2070	2250	1980	1980	
JUS44	785	900	965	325	325	
JUS46	1020	1170	1220	1355	1355	
JUS48	1290	1485	1615	1355	1355	
JUS410	1800	2070	2250	1980	1980	
JUS414	2350	2700	2935	1980	1980	
JUS26-3	1020	1170	1220	1355	1355	
JUS28-3	1290	1485	1615	1355	1355	
JUS210-3	1800	2070	2250	1980	1980	

MAB		NER-393, ER-5708				
Simpson Stock No.	Plate Size	DF-L / SP Design Load				
		Direction of Load				
		F1	F2		Uplift	
			133%/160%	133%	160%	133%/160%
MAB15Z	2 x 4	500	500	500	565	
	2 x 6	500	500	500	565	
MAB23Z	2 x 4	500	500	500	565	
	2 x 6	500	500	500	565	

ST		NER-530				
USP Stock No.	Plate Size	DF-L / SP Design Load				
		Direction of Load				
		F1	F2		Uplift	
			133%/160%	133%	160%	133%/160%
ST1-TZ	2 x 4	565	670	745	825	
	2 x 6	565	670	745	825	
ST2-TZ	2 x 4	565	670	745	825	
	2 x 6	565	670	745	825	

SIMPSON Strong-Tie Connectors®

MAS		NER-209, ER-5275					
Simpson Stock No.	Plate Size	DF-L / SP Design Load					
		Direction of Load					
		F1		F2		Uplift	
		133%	160%	133%	160%	133%	160%
MAS	2 x 4	720	815	480	575	1005	1005
	2 x 6	720	815	480	575	1005	1005

MBHA		SBCCI 9603C					
Simpson Stock No.	Design Load	Design Load					
		Solid Concrete			Grouted CMU		
		Maximum Download	Uplift		Maximum Download	Uplift	
			133%	160%		133%	160%
MBHA3.12/9.25	6050	2930	3515	5330	2930	3515	
MBHA3.12/11.25	6050	2930	3515	5330	2930	3515	
MBHA3.56/7.25 *	4380	1885	1885	4380	1885	1885	
MBHA3.56/9.25	6050	2930	3515	5330	2930	3515	
MBHA3.56/11.25	6050	2930	3515	5330	2930	3515	
MBHA3.56/11.88	6050	2930	3515	5330	2930	3515	
MBHA3.56/14	6050	2930	3515	5330	2930	3515	
MBHA3.56/16	6050	2930	3515	5330	2930	3515	
MBHA3.56/18	6050	2930	3515	5330	2930	3515	
MBHA5.50/7.25	4380	1885	1885	4380	1885	1885	
MBHA5.50/9.25	6050	2930	3515	5330	2930	3515	
MBHA5.50/11.25	6050	2930	3515	5330	2930	3515	
MBHA5.50/11.88	6050	2930	3515	5330	2930	3515	
MBHA5.50/14	6050	2930	3515	5330	2930	3515	
MBHA5.50/16	6050	2930	3515	5330	2930	3515	
MBHA5.50/18	6050	2930	3515	5330	2930	3515	

*Not listed in SBCCI 9603C

MEG		ER-5117			
USP Stock No.	Design Load	Design Load			
		Top Flange Triangle Theory ¹			
		Floor	Roof	Uplift	
				100%	125%
MEG5	13570	14865	--	--	
MEG7	13570	14865	--	--	

¹Allowable loads are for supporting member with a width of 5-1/2" and 560 psi perpendicular to grain loading in single shear.

META		No ICC-ES Code Listing			
Simpson Stock No.	No. of Plys	SP Design Load			
		Uplift		F1	F2
		133%	160%	133%/160%	133%/160%
META16	1	1450	1450	335	635
META20	1	1450	1450	335	635
META24	1	1450	1450	335	635

MGT		No ICC-ES Code Listing			
Simpson Stock No.	Installation Type	Design Load			
		Uplift			
		DF-L / SP		S-P-F / Hem Fir	
		133%	160%	133%	160%
MGT	Wood	3965	3965	3330	3330
	Masonry	3965	3965	3330	3330

USP Structural Connectors®

FA		NER-530					
USP Stock No.	Plate Size	DF-L / SP Design Load					
		Direction of Load					
		F1		F2		Uplift	
		133%	160%	133%	160%	133%	160%
FA3	2 x 4	840	840	705	705	1155	1155
	2 x 6	840	840	705	705	1155	1155

NFM_U		No Code Listings					
USP Stock No.	Design Load	Design Load					
		Solid Concrete			Grouted CMU		
		Maximum Download	Uplift		Maximum Download	Uplift	
			133%	160%		133%	160%
NFM3X10U	5955	3450	3450	5955	3450	3450	
NFM3X12U	5955	3450	3450	5955	3450	3450	
NFM35X8U	5955	2070	2070	5955	2070	2070	
NFM35X10U	5955	3450	3450	5955	3450	3450	
NFM35X12U	5955	3450	3450	5955	3450	3450	
NFM35X1178U	5955	3450	3450	5955	3450	3450	
NFM35X14U	5955	3450	3450	5955	3450	3450	
NFM35X16U	5955	3450	3450	5955	3450	3450	
NFM35X18U	5955	3450	3450	5955	3450	3450	
NFM6X8U	5955	2070	2070	5955	2070	2070	
NFM6X10U	5955	3450	3450	5955	3450	3450	
NFM6X12U	5955	3450	3450	5955	3450	3450	
NFM6X1178U	5955	3450	3450	5955	3450	3450	
NFM6X14U	5955	3450	3450	5955	3450	3450	
NFM6X16U	5955	3450	3450	5955	3450	3450	
NFM6X18U	5955	3450	3450	5955	3450	3450	

KMEG		ER-2725			
USP Stock No.	Design Load	Design Load			
		With Top Flange ¹			
		Floor	Roof	Uplift	
				100%	125%
KMEG5	12185	13510	4670	5620	
KMEG7	12185	13510	4685	5635	

¹Allowable loads are for supporting member with a width of 5-1/2" and 460 psi perpendicular to grain loading in single shear.

HTA		SBCCI 2031C			
USP Stock No.	No. of Plys	SP Design Load			
		Uplift		F1	F2
		133%	160%	133%/160%	133%/160%
HTA16-18	1	1400	1400	395	325
HTA20-18	1	1400	1400	395	325
HTA24-18	1	1400	1400	395	325

MUGT		ICC-ES ESR-1178			
USP Stock No.	Installation Type	Design Load			
		Uplift			
		DF-L / SP		S-P-F / Hem Fir	
		133%	160%	133%	160%
MUGT15	Wood	4165	4165	3150	3335
	Masonry	4165	4165	3150	3335

SIMPSON Strong-Tie Connectors®

USP Structural Connectors®

© Copyright 2007 USP Structural Connectors®

MIT		NER-209		
Simpson Stock No.	Design Load			
	DF-L/SP 100%	Uplift		
		133%	160%	
MIT2.68/16	2305	240	290	
MIT3514	2305	240	290	
MIT3516	2305	240	290	
MIT3518	2305	240	290	
MIT3520	2305	240	290	
MIT314	2305	240	290	
MIT316	2305	240	290	
MIT318	2305	240	290	
MIT320	2305	240	290	
MIT414	2305	240	290	
MIT416	2305	240	290	
MIT418	2305	240	290	
MIT420	2305	240	290	

TFI		ER-2039		
USP Stock No.	Design Load			
	DF-L/SP 100%	Uplift		
		133%	160%	
TFI2616	2560	300	360	
TFI3514	2560	300	360	
TFI3516	2560	300	360	
TFI3518	2560	300	360	
TFI3520	2560	300	360	
TFI314	2560	300	360	
TFI316	2560	300	360	
TFI318	2560	300	360	
TFI320	2560	300	360	
TFI414	2560	300	360	
TFI416	2560	300	360	
TFI418	2560	300	360	
TFI420	2560	300	360	

MIT		NER-209			
Simpson Stock No.	Design Load				
	I-Joist** 100%	LVL 100%	Uplift		
			133%	160%	
MIT29.5-2	1230	2550	240	290	
MIT211.88-2	1230	2550	240	290	
MIT49.5	1230	2550	240	290	
MIT411.88	1230	2550	240	290	
MIT3511.88-2	1230	2550	240	290	
MIT3514-2	1230	2550	240	290	
MIT39.5-2	1230	2550	240	290	
MIT311.88-2	1230	2550	240	290	
MIT314-2	1230	2550	240	290	

THO		NER-478			
USP Stock No.	Design Load				
	I-Joist** 100%	LVL 100%	Uplift		
			133%	160%	
THO15950-2	2630	2330	930	1115	
THO15118-2	2630	2330	930	1115	
THO17950-2	2630	2330	930	1115	
THO17118-2	2630	2330	930	1115	
THO23118-2	2630	3535	1015	1175	
THO23140-2	2630	3535	1015	1175	
THO25950-2	2630	3535	1015	1175	
THO25118-2	2630	3535	1015	1175	
THO25140-2	2630	3535	1015	1175	

**I-Joist header values not listed in NER-209

**I-Joist header values not listed in NER-478

MIU		No ICC-ES Code Listing				
Simpson Stock No.	DF-L / SP Design Load					
	Floor 100%	Roof		Uplift		
		115%	125%	133%	160%	
MIU1.81/16	3410	3920	4005	240	255	
MIU2.37/16	3410	3920	4005	240	255	
MIU2.37/18	3690	4005	4005	240	255	
MIU4.12/9	2270	2615	2840	240	255	
MIU4.12/11	2840	3265	3550	240	255	
MIU4.12/14	3125	3595	3905	240	255	
MIU4.12/16	3410	3920	4005	240	255	
MIU4.75/9	2270	2615	2840	240	255	
MIU4.75/11	2840	3265	3550	240	255	
MIU4.75/14	3125	3595	3905	240	255	
MIU4.75/16	3410	3920	4005	240	255	
MIU5.12/9	2270	2615	2840	240	255	
MIU5.12/11	2840	3265	3550	240	255	
MIU5.12/14	3125	3595	3905	240	255	
MIU5.12/16	3410	3920	4005	240	255	

THF HD		NER-478 NER-478, ER-2039				
USP Stock No.	DF-L / SP Design Load					
	Floor 100%	Roof		Uplift		
		115%	125%	133%	160%	
THF17157	2735	3145	3310	280	280	
THF23160	2550	2935	3035	300	360	
THF23180	2785	3200	3480	1205	1295	
HD410	2520	2900	3150	1575	1890	
HD412	3080	3540	3850	1575	1890	
HD414	3360	3865	4200	1575	1890	
HD416	3640	4185	4550	1890	2265	
HD210-3	2520	2900	3150	1890	2265	
HD212-3	3080	3540	3850	1575	1890	
THF23140-2	2500	2875	3125	1000	1200	
THF23160-2	3000	3450	3750	1000	1200	
HD310-2	2520	2900	3150	1575	1890	
HD312-2	3080	3540	3850	1575	1890	
THF25140-2	2500	2875	3125	1000	1200	
THF25160-2	3000	3450	3750	1000	1200	

SIMPSON Strong-Tie Connectors®

MMLU		No ICC-ES Code Listing	
Simpson Stock No.			
MMLU26			
MMLU28			
MMLU210			
MMLU26-2			
MMLU28-2			

MMLUI		No ICC-ES Code Listing	
Simpson Stock No.			
MMLUI39			
MMLUI311			

MP		No ICC-ES Code Listing	
Simpson Stock No.			
MP14			
MP24			
MP36			

MST		NER-413, ER-5672			
Simpson Stock No.	DF-L / SP Design Load				
	Tension				
	Nails		Bolts		
	133%	160%	133%	160%	
MST27	3140	3770	1800	2165	
MST37	4395	5080	2525	3025	
MST48	4845	5310	3065	3675	
MST60	6420	6760	3740	4485	
MST72	6420	6760	3740	4485	

MSTA		NER-443, SBCCI 9603C	
Simpson Stock No.	DF-L / SP Design Load		
	Uplift		
	133%	160%	
MSTA9	650	780	
MSTA12	815	975	
MSTA15	975	1170	
MSTA18	1140	1365	
MSTA21	1300	1560	
MSTA24	1465	1640	
MSTA30	1835	2050	
MSTA36	2050	2050	

MSTC		NER-499, ER-4935	
Simpson Stock No.	DF-L / SP Design Load		
	Uplift		
	133%	160%	
MSTC28	3000	3600	
MSTC40	4335	4585	
MSTC52	4585	4585	
MSTC66	5660	5660	
MSTC78	5660	5660	

USP Structural Connectors®

JN_E		NER-564	
USP Stock No.			
JN26E			
JN28E			
JN210E*			
JN26-2			
JN28-2			

*Not listed in NER-564

MTHF		No ICC-ES Code Listing	
USP Stock No.			
MTHF25925			
MTHF25112			

TPP		No ICC-ES Code Listing	
USP Stock No.			
TPP14			
TPP24			
TPP58			

KST		NER-530			
USP Stock No.	DF-L / SP Design Load				
	Tension				
	Nails		Bolts		
	133%	160%	133%	160%	
KST227	3810	4570	1830	2200	
KST237	5375	5395	2620	3150	
KST248	5395	5395	3260	3925	
KST260	7055	7055	4055	4880	
KST272	7055	7055	4055	4880	

MSTA		NER-505	
USP Stock No.	DF-L / SP Design Load		
	Uplift		
	133%	160%	
MSTA9	675	815	
MSTA12	845	1015	
MSTA15	1015	1220	
MSTA18	1185	1420	
MSTA21	1355	1625	
MSTA24	1525	1640	
MSTA30	1905	2065	
MSTA36	2065	2065	

MSTC		NER-564	
USP Stock No.	DF-L / SP Design Load		
	Uplift		
	133%	160%	
MSTC28	3490	4190	
MSTC40	4715	4715	
MSTC52	4715	4715	
MSTC66	6015	6015	
MSTC78	6015	6015	

SIMPSON Strong-Tie Connectors®

USP Structural Connectors®

© Copyright 2007 USP Structural Connectors®

MSTI			NER-413, ER-5672		
Simpson Stock No.	DF-L / SP Design Load				
	Uplift				
	133%		160%		
MSTI26	2355		2830		
MSTI36	3265		3915		
MSTI48	4350		5080		
MSTI60	5080		5080		
MSTI72	5080		5080		

KSTI			NER-530		
USP Stock No.	DF-L / SP Design Load				
	Uplift				
	133%		160%		
KSTI226	2355		2830		
KSTI236	3265		3915		
KSTI248	4350		5220		
KSTI260	5395		5395		
KSTI272	5395		5395		

MTHM						No ICC-ES Code Listing					
Simpson Stock No.	DF-L / SP Design Load										
	2 x 6 Hip / Jack					Uplift					
	Floor		Roof			133%		160%			
	100%	115%	125%	133%	160%	133%	160%	133%	160%		
MTHM	4650	4650	4650	1790	1790	4650	4650	4650	1790	1790	

HJHC						No ICC-ES Code Listing					
USP Stock No.	DF-L / SP Design Load										
	2 x 6 Hip / Jack					Uplift					
	Floor		Roof			133%		160%			
	100%	115%	125%	133%	160%	133%	160%	133%	160%		
HJHC26	2940	3380	3675	1665	2000	2940	3380	3675	1665	2000	

MTS					NER-413, ER-5672, ER-5275				
Simpson Stock No.	DF-L / SP Design Load				133%	160%	133%	160%	
	Uplift								
	10d x 1-1/2		10d						
MTS12	840	1000	1000	1000	1000	1000	1000	1000	
MTS16	840	1000	1000	1000	1000	1000	1000	1000	
MTS18	840	1000	1000	1000	1000	1000	1000	1000	
MTS20	840	1000	1000	1000	1000	1000	1000	1000	
MTS30	840	1000	1000	1000	1000	1000	1000	1000	

MTW					NER-568				
USP Stock No.	DF-L / SP Design Load				133%	160%	133%	160%	
	Uplift								
	10d x 1-1/2		10d						
MTW12	1055	1195	1085	1195	1085	1195	1085	1195	
MTW16	1055	1195	1085	1195	1085	1195	1085	1195	
MTW18	1055	1195	1085	1195	1085	1195	1085	1195	
MTW20	1055	1195	1085	1195	1085	1195	1085	1195	
MTW30	1055	1195	1085	1195	1085	1195	1085	1195	

MTSC					No ICC-ES Code Listing				
Simpson Stock No.	DF-L / SP Design Load				133%	160%	133%	160%	
	Uplift								
	10d x 1-1/2		10d						
MTS24C	840	1000	1000	1000	1000	1000	1000	1000	
MTS30C	840	1000	1000	1000	1000	1000	1000	1000	

MTWC					NER-568				
USP Stock No.	DF-L / SP Design Load				133%	160%	133%	160%	
	Uplift								
	10d x 1-1/2		10d						
MTW24C	1055	1195	1085	1195	1085	1195	1085	1195	
MTW30C	1055	1195	1085	1195	1085	1195	1085	1195	

MTT							ER-5708						
Simpson Stock No.	DF-L / SP Design Load												
	Nails			Bolts									
	133%		160%	Purlin		Holdown							
	133%	160%	133%	160%	133%	160%							
MTT28B	4455	4455	2150	2725	2150	2725	4455	4455	2150	2725	2150	2725	

MTS27B							NER-530, ER-5531						
USP Stock No.	DF-L / SP Design Load												
	Nails			Bolts									
	133%		160%	Purlin		Holdown							
	133%	160%	133%	160%	133%	160%							
MTS27B	4635	4635	2570	3085	2570	3085	4635	4635	2570	3085	2570	3085	

N			No ICC-ES Code Listing		
Simpson Stock No.	Description	Nail Diameter			
N8HDG	8d x 1-1/2" HDG	0.131			
SSN8	8d x 1-1/2" SS	0.131			
N10HDG	10d x 1-1/2" HDG	0.148			
N16HDG	16d x 2-1/2" Bright	0.162			
N54AHDG	1/4" x 2-1/2" Bright	0.250			

NA			No ICC-ES Code Listing		
USP Stock No.	Description	Nail Diameter			
NA11	8d x 1-1/2" HDG	0.131			
NA11SS	8d x 1-1/2" SS	0.131			
NA9D	10d x 1-1/2" HDG	0.148			
NA16D	16d x 2-1/2" HDG	0.162			
NA250	1/4" x 2-1/2" HDG	0.250			

SIMPSON Strong-Tie Connectors®

NCA		NER-413, ER-5672	
Simpson Stock No.			
NCA2x8-12			
NCA2x10-12			
NCA2x12-12			
NCA2x8-16			
NCA2x10-16			
NCA2x12-16			

NS		No ICC-ES Code Listing	
Simpson Stock No.			
NS1			
NS2			

Ornamentals		NER-393, ER-57008	
Simpson Stock No.			
OCB66			
OHA33 *			
OHA36 *			
OHS135 *			
OHS195 *			
OS			
OL			
OHL			
OT			
OHT			

*Not listed in NER-393 or ER-5708

PA		NER-393, ER-5708	
Simpson Stock No.	Nailer Size	Design Load	
		Concrete	
		133%	160%
PA18	Max Capacity	2255	2705
	1-3/4 LVL & 3x Ledger	2255	2705
	4x Ledger	2070	2480
PA23	Max Capacity	3385	3480
	1-3/4 LVL & 3x Ledger	3385	3480
	4x Ledger	3195	3480
PA28	Max Capacity	3590	3590
	1-3/4 LVL & 3x Ledger	3590	3590
	4x Ledger	3590	3590
PA35	Max Capacity	3590	3590
	1-3/4 LVL & 3x Ledger	3590	3590
	4x Ledger	3590	3590

USP Structural Connectors®

MBG		NER-505	
USP Stock No.			
MBG812			
MBG1012			
MBG1212			
MBG816			
MBG1016			
MBG1216			

PL		No ICC-ES Code Listing	
KNS		No ICC-ES Code Listing	
USP Stock No.			
KNS1			
PL4			

Ornamentals		No Code Listing	
USP Stock No.			
KCB66-O			
KHL33-O			
KHL36-O			
KHST64-O			
KHST68-O			
ST12-O			
L12-O			
LH12-O			
T1212-O			
TH12-O			

PA		NER-505	
USP Stock No.	Nailer Size	Design Load	
		Concrete	
		133%	160%
PA18	Max Capacity	2575	3035
	2x & 3x Ledger	2575	3035
	4x Ledger	2575	3035
PA23	Max Capacity	3360	3700
	2x & 3x Ledger	3360	3700
	4x Ledger	3360	3700
PA28	Max Capacity	3360	3700
	2x & 3x Ledger	3360	3700
	4x Ledger	3360	3700
PA35	Max Capacity	3360	3700
	2x & 3x Ledger	3360	3700
	4x Ledger	3360	3700

SIMPSON Strong-Tie Connectors®

USP Structural Connectors®

PA			
NER-469, ER-5656			
Simpson Stock No.	Rim Joist Nominal Size	DF-L / SP Design Load (Nails)	
		Uplift	
		133%	160%
PA51	2 x 8	1690	2030
	2 x 10	1690	2030
	2 x 12	1690	2030
	2 x 14	1690	2030
PA68	2 x 8	1690	2030
	2 x 10	1690	2030
	2 x 12	1690	2030
	2 x 14	1690	2030

TA			
NER-505			
USP Stock No.	Rim Joist Nominal Size	DF-L / SP Design Load (Nails)	
		Uplift	
		133%	160%
TA51	2 x 8	1325	1590
	2 x 10	1575	1890
	2 x 12	2205	2220
	2 x 14	2220	2220
TA71	2 x 8	1325	1590
	2 x 10	1575	1890
	2 x 12	2205	2220
	2 x 14	2220	2220

PAHD42			
ER-1211			
Simpson Stock No.	Min. Width Inches	DF-L / SP Design Load	
		Nails	
		133%	160%
EDGE INSTALLATION - 2500 psi Concrete			
Single Pour - 8" Min. from Corner			
PAHD42	6	2205	2205
	8	2945	2945
Double Pour - 8" Min. from Corner			
PAHD42	6	2205	2205
	8	2305	2765
CORNER INSTALLATION - 2500 psi Concrete			
Single Pour - 1/2" Min. from Corner			
PAHD42	6	1225	1225
	8	1400	1400
Double Pour - 1/2" Min. from Corner			
PAHD42	6	1225	1225
	8	1400	1400

PAHD42			
NER-505			
USP Stock No.	Min. Width Inches	DF-L / SP Design Load	
		Nails	
		133%	160%
EDGE INSTALLATION - 2500 psi Concrete			
Single Pour - 8" Min. from Corner			
PAHD42	6	3065	3065
	8	3065	3065
Double Pour - 8" Min. from Corner			
PAHD42	6	3005	3065
	8	3005	3065
CORNER INSTALLATION - 2500 psi Concrete			
Single Pour - 1/2" Min. from Corner			
PAHD42	6	2220	2220
	8	2220	2220
Double Pour - 1/2" Min. from Corner			
PAHD42	6	2220	2220
	8	2220	2220

PAI			
NER-393, ER-5708			
Simpson Stock No.	Nailer Size	DF-L / SP Design Load	
		Concrete	
		133%	160%
PAI18	Max Capacity	1505	1805
	1-3/4 LVL & 3x Ledger	1255	1505
	4x Ledger	1130	1355
PAI23	Max Capacity	2130	2560
	1-3/4 LVL & 3x Ledger	1880	2255
	4x Ledger	1755	2105
PAI28	Max Capacity	2885	3460
	1-3/4 LVL & 3x Ledger	2630	3160
	4x Ledger	2505	3010
PAI35	Max Capacity	3635	3685
	1-3/4 LVL & 3x Ledger	3385	3685
	4x Ledger	3260	3685

PAI			
NER-505			
USP Stock No.	Nailer Size	DF-L / SP Design Load	
		Concrete	
		133%	160%
PAI18	Max Capacity	2065	2475
	2x & 3x Ledger	2065	2475
	4x Ledger	1895	2270
PAI23	Max Capacity	3095	3700
	2x & 3x Ledger	2925	3510
	4x Ledger	2580	3095
PAI28	Max Capacity	3700	3700
	2x & 3x Ledger	3700	3700
	4x Ledger	3700	3700
PAI35	Max Capacity	3700	3700
	2x & 3x Ledger	3700	3700
	4x Ledger	3700	3700

© Copyright 2007 USP Structural Connectors®

SIMPSON Strong-Tie Connectors®

PB		NER-443					
Simpson Stock No.	DF-L / SP Design Load						
	Nails			Bolts			
	Uplift	F1	F2	Uplift	F1	F2	
	133%/160%	133%/160%	133%/160%	133%/160%	133%/160%	133%/160%	
PB44	1365	765	1325	1325	---	---	---
PB44R	1365	765	1325	1325	---	---	---
PB46	1365	765	1325	1325	---	---	---
PB66	1640	765	1325	1325	1640	---	---
PB66R	1640	765	1325	1325	1640	---	---

PBS		NER-422, ER-5709							
Simpson Stock No.	DF-L / SP Design Load						Bearing		
	Nails			Bolts					
	Uplift	F1	F2	Uplift	F1	F2			
	133%	160%	133%/160%	133%	160%	133%/160%			
	100%								
PBS44A	2400	2400	1165	885	2400	2400	230	885	6665
PBS46	2400	2400	1165	885	2400	2400	360	885	9335
PBS66	2630	3160	1865	1700	3560	4000	570	1700	9335

PC		NER-443			
Simpson Stock No.	DF-L / SP Design Load				
	Uplift		F1	F2	
	133%	160%	133%/160%	133%	160%
PC44-16	1000	1000	925	---	---
PC44	1470	1700	925	---	---
PC46-16	1000	1000	925	---	---
PC46	1470	1700	925	---	---
PC48-16	1000	1000	1475	---	---
PC48	1470	1700	2075	---	---
PC64-16	1000	1000	925	---	---
PC64	1470	1700	925	---	---
PC66-16	1000	1000	925	---	---
PC66	1470	1700	925	---	---
PC68	1470	1700	2075	---	---
PC84	1470	1700	925	---	---
PC86	1470	1700	925	---	---
PC88	1470	1700	2075	---	---

PF		NER-393, ER-5708			
PFD		NER-421, ER-5656			
Simpson Stock No.	DF-L / SP Design Load				
	Floor 100%	Roof		Uplift	
		115%	125%	133%	160%
PF24	955	955	955	260	310
PF24A	840	865	885	235	280
PFD24	840	865	885	235	280
PF26	955	955	955	260	310
PF26A	970	1020	1050	520	620
PFD26	1015	1070	1105	470	560

USP Structural Connectors®

WE		NER-530, ER-2039					
USP Stock No.	DF-L / SP Design Load						
	Nails			Bolts			
	Uplift	F1	F2	Uplift	F1	F2	
	133%/160%	133%/160%	133%/160%	133%/160%	133%/160%	133%/160%	
WE44	1405	1180	1135	1135	1430	1020	910
WE44R	1405	1180	1135	1135	---	---	---
WE46	1405	1180	1135	1135	1430	1020	910
WE66	2100	---	2385	2860	---	---	---
WE66R	2100	---	2385	2860	---	---	---

WAS		NER-608							
USP Stock No.	DF-L / SP Design Load						Bearing		
	Nails			Bolts					
	Uplift	F1	F2	Uplift	F1	F2			
	133%	160%	133%/160%	133%	160%	133%/160%			
	100%								
WAS44	2600	2600	1405	1300	2600	2600	1415	1300	6775
WAS46	2600	2600	1405	1300	2600	2600	1485	1300	13815
WAS66	2745	3295	2100	1540	3640	4370	2165	1540	16005

PCM		NER-505			
USP Stock No.	DF-L / SP Design Load				
	Uplift		F1	F2	
	133%	160%	133%/160%	133%	160%
PCM4416	1100	1100	1300	1470	1480
PCM44	1570	1880	1750	1570	1850
PCM4616	1100	1100	1300	1470	1480
PCM46	1570	1880	1750	1570	1850
PCM4816	1100	1100	1300	1470	1480
PCM48	1570	1880	1750	1570	1850
PCM6416	1090	1090	1765	1470	1765
PCM64	1570	1795	2115	1570	1805
PCM6616	1090	1090	1765	1470	1765
PCM66	1570	1795	2115	1570	1805
PCM68	1570	1795	2115	1570	1805
PCM84	1570	1795	2115	1570	1805
PCM86	1570	1795	2115	1570	1805
PCM88	1570	1795	2115	1570	1805

JPF		NER-564			
JDS		No Code Listing			
USP Stock No.	DF-L / SP Design Load				
	Floor 100%	Roof		Uplift	
		115%	125%	133%	160%
JPF24	1070	1070	1070	260	315
JDS24S	445	470	490	235	280
JDS24	965	965	965	470	565
JPF26	1070	1070	1070	260	315
JDS26S	445	470	490	235	280
JDS26	965	965	965	470	565

SIMPSON Strong-Tie Connectors®

USP Structural Connectors®

© Copyright 2007 USP Structural Connectors®

PGT No Code Listing	
Simpson Stock No.	
PGT2Z-R	

PRT No Code Listing	
USP Stock No.	
PRT2-TZ	

PHD ICBO ES ER-5328		DF-L / SP Design Load	
Simpson Stock No.	CL	2 Ply and Greater Stud Thickness	
		133%	160%
PHD2-SDS3	1-3/8	3610	3610
PHD5-SDS3	1-3/8	4685	4685
PHD6-SDS3	1-3/8	5860	5860

PHD NER-564		DF-L / SP Design Load *	
USP Stock No.	CL	2 Ply and Greater Stud Thickness	
		133%	160%
PHD2	1-3/8	4230	4770
PHD5	1-3/8	5920	6125
PHD6	1-3/8	7155	7155

*Design loads are based on the 1997 NDS®.

PS No Code Listing	
Simpson	
PS218	
PS418	
PS720	

PS No Code Listing	
USP Stock No.	
PS218-HDG	
PS418-HDG	
PS720-HDG	

PSCL No Code Listing	
Simpson Stock No.	
PSCL38	
PSCL7/16	
PSCL15/32	
PSCL12	
PSCL19/32	
PSCL58	
PSCL34	

PC No Code Listing	
USP Stock No.	
PC38	
PC716	
PC1532	
PC12	
PC1932	
PC58	
PC34	

PSPNZ No Code Listing			
Simpson Stock No.	Installation Type	DF-L / SP Design Load	
		133%	160%
PSPN58Z	---	---	---
PSPN516Z	Sill Plate	1135	1365
	Double Top Plate	1515	1820

ICPL No Code Listing			
USP Stock No.	Installation Type	DF-L / SP Design Load	
		133%	160%
ICPL58-TZ	---	---	---
ICPL516-TZ	Sill Plate	1130	1355
	Double Top Plate	1505	1805

RP6 No Code Listing	
Simpson Stock No.	
RP6	

RP6 No Code Listing	
USP Stock No.	
RP6	

RPS ER-5357		
Simpson Stock No.	DF-L / SP Design Load	
	Tension	
	133%	160%
RPS18	1150	1380
RPS22	1535	1805
RPS28	1535	1805

KRPS No ICC-ES Code Listing		
USP Stock No.	DF-L / SP Design Load	
	Tension	
	133%	160%
KRPS18	1105	1325
KRPS22	1470	1715
KRPS28	1470	1715

SIMPSON Strong-Tie Connectors®

RSP		NER-432, ER-5313				
Simpson Stock No.	DF-L / SP Design Load					
	Uplift		F1		F2	
	133%	160%	133%	160%	133%	160%
RSP4	450	450	210	210	305	305

SA		NER-413, ER-5672			
Simpson Stock No.	DF-L / SP Design Load				
	Bolts		Nails		
	133%	160%	133%	160%	
SA36	1605	1900	1900	1900	

SDS		ER-5268		
Simpson Stock No.	Design Load	DF-L / SP		
		Wood-to-Wood	Steel to Wood - 14 ga to 3 ga	
			DF-L to DF-L	Shear 100%
		SDS25112	---	295
SDS25134	---	295	390	
SDS25200	---	470	625	
SDS25212	---	470	625	
SDS5300	240	470	625	
SDS25312	240	470	625	
SDS25512	260	470	625	
SDS25600	260	470	625	

S/HD		No ICC-ES Code Listing					
Simpson Stock No.	Allowable Tension Loads	2-33 mil (2-20ga)		2-43 mil (2-18ga)		2-54 mil (2-16ga)	
		Back-to-Back Studs		Back-to-Back Studs		Back-to-Back Studs	
		100%	133%	100%	133%	100%	133%
S/HD8S	8580	8580	11070	11070	11070	11070	
S/HD10S	8580	8580	11120	11120	12200	12200	
S/HD15S	8580	8580	11120	11120	13500	13500	

S/HTT		ER-5275			
Simpson Stock No.	DF-L / SP Design Load				
	Tension				
	100%		133%		
S/HTT14	4385		4385		

S/LTT		ER-5275			
Simpson Stock No.	DF-L / SP Design Load				
	Tension				
	100%		133%		
S/LTT20	1600		1600		

SP		NER-432, NER-443			
Simpson Stock No.	DF-L / SP Design Load				
	Uplift		F1	F2	
	133%	160%	133% / 160%		
SP1	585	585	---	---	
SP2	890	1065	---	---	
SP4	735	885	---	---	
SP6	735	885	---	---	
SP8	735	885	---	---	

USP Structural Connectors®

RSPT		NER-608, ER-2039				
USP Stock No.	DF-L / SP Design Load					
	Uplift		F1		F2	
	133%	160%	133%	160%	133%	160%
RSPT4	470	470	230	230	255	300

KSA		ER-2725			
USP Stock No.	DF-L / SP Design Load				
	Bolts		Nails		
	133%	160%	133%	160%	
KSA36	1820	2180	2155	2585	

WS		ER-5634		
USP Stock No.	Design Load *	DF-L / SP		
		Wood-to-Wood	Steel to Wood	
			DF-L to DF-L	10 Gauge
		WS15	---	248
WS17	---	293	292	
WS2	---	306	327	
WS25	177	306	327	
WS3	229	306	327	
WS35	229	306	327	
WS45	272	306	327	
WS6	272	306	327	

*Design loads are based on the 1997 NDS®.

TD_S		No ICC-ES Code Listing					
USP Stock No.	Allowable Tension Loads	2-33 mil (2-20ga)		2-43 mil (2-18ga)		2-54 mil (2-16ga)	
		Back-to-Back Studs		Back-to-Back Studs		Back-to-Back Studs	
		100%	133%	100%	133%	100%	133%
TD8S	4655	6210	8110	9665	10310	10310	
TD10S	5820	7760	10140	11525	12910	12910	
TD15S	9310	12270	14345	14345	16585	16585	

HTT		No ICC-ES Code Listing			
USP Stock No.	DF-L / SP Design Load				
	Tension				
	100%		133%		
HTT14S	2480		3290		

LTS		No ICC-ES Code Listing			
USP Stock No.	DF-L / SP Design Load				
	Tension				
	100%		133%		
LTS20	885		1140		

SPT		NER-564, NER-608			
USP Stock No.	DF-L / SP Design Load				
	Uplift		F1	F2	
	133%	160%	133% / 160%		
SPT22	605	725	560	260	
SPT24	905	1085	560	260	
SPT4	895	1075	---	---	
SPT6	895	1075	---	---	
SPT8	895	1075	---	---	

SIMPSON Strong-Tie Connectors®

USP Structural Connectors®

SPH		SBCCI 9603C	
Simpson Stock No.	DF-L / SP Design Load		
	Uplift		
	133%	160%	
SPH4	1360	1360	
SPH6	1360	1360	
SPH8	1360	1360	

SPTH		NER-608, ER-2039	
USP Stock No.	DF-L / SP Design Load		
	Uplift		
	133%	160%	
SPTH4	1790	2150	
SPTH6	1790	2150	
SPTH8	1790	2150	

SSP		No ICC-ES Code Listing	
Simpson Stock No.	DF-L / SP Design Load		
	Uplift		
	133%	160%	
SSP	350	350	

RSPT		No ICC-ES Code Listing	
USP Stock No.	DF-L / SP Design Load		
	Uplift		
	133%	160%	
RSPT6	595	700	

SSTB		ER-4935	
SSTBL		ER-4935	
Simpson Stock No.	Tension Load (133% / 160%)		
	Minimum Edge Distance - Concrete		
	5" from end Wind / Seismic	24" from end Wind / Seismic	
SSTB16	4420	4420	
SSTB20	4600	4600	
SSTB24	5175	5175	
SSTB28 *	9045	10100	
SSTB34 *	9585	10100	
SSTB36 *	9585	10100	
SSTB16L	4420	4420	
SSTB20L	4600	4600	
SSTB24L	5175	5175	
SSTB28	9045	9045	

STB		ER-5321	
STBL		ER-5321	
USP Stock No.	Tension Load (133% / 160%)		
	Minimum Edge Distance - Concrete		
	5" from end Wind / Seismic	24" from end Wind / Seismic	
STB16	5215	5215	
STB20	5215	5215	
STB24	5215	5215	
STB28	9335	10425	
STB34	9335	10425	
STB36	9335	10425	
STBL16	5215	5215	
STBL20	5215	5215	
STBL24	5215	5215	
STBL28	9335	10425	

*Not listed in ER-4935

ST		NER-413, ER-5275, ER-5672	
Simpson Stock No.	DF-L / SP Design Load		
	133%	160%	
ST292	1120	1265	
ST2122	1505	1535	
ST2215	1880	1880	
ST6215	1895	2095	
ST6224	2540	2540	
ST6236	3845	3845	
ST9	755	910	
ST12	945	1135	
ST18	1325	1420	
ST22	1420	1420	
ST2115	665	665	

KST		NER-530	
ST		NER-530	
USP Stock No.	DF-L / SP Design Load		
	133%	160%	
KST29	1400	1680	
KST213	1785	1785	
KST216	1785	1785	
KST218	2670	2960	
KST224	2960	2960	
KST234	3775	3775	
ST9	795	955	
ST12	995	1190	
ST18	1390	1395	
ST22	1395	1395	
KST116	665	665	

STC		No Code Listing			
Simpson Stock No.	DF-L / SP Design Load (133% / 160%)				
	Without Gap		With 1/4" Max Gap		
	F ₁	F ₂	F ₁	F ₂	
STC	85	55	35	35	

TR		No Code Listing			
USP Stock No.	DF-L / SP Design Load (133% / 160%)				
	Without Gap		With 1/4" Gap		
	F ₁	F ₂	F ₁	F ₂	
TR1	85	50	35	35	

© Copyright 2007 USP Structural Connectors®

SIMPSON Strong-Tie Connectors®

STHD		ER-5349, ER-5275		
Simpson Stock No.	Min. Stem Wall	DF-L / SP Allowable Tension Loads		
		Min. End Distance - Concrete		
		2500 psi (133%/160%)		
		1/2"	1-1/2"	I _E
STHD8	6	1950	2210	2385
	8	2370	2370	3195
STHD8RJ	6	1950	2210	2385
	8	2370	2370	3195
STHD10	6	3730	3730	3730
	8	3730	3730	3730
STHD10RJ	6	3730	3730	3730
	8	3730	3730	3730
STHD14	6	5025	5025	5025
	8	5025	5025	5785
STHD14RJ	6	5025	5025	5025
	8	5025	5025	5785

SUR/SUL		ER-5117			
Simpson Stock No.	Floor 100%	DF-L / SP Design Load			
		Roof		Uplift	
		115%	125%	133%	160%
SUR/L24	530	610	665	450	450
SUR/L26	800	960	1000	720	765
SUR/L210	1330	1530	1660	1200	1250
SUR/L214	1595	1835	1995	1440	1730
SUR/L1.81/9	1595	1835	1995	145	145
SUR/L1.81/11	2130	2350	2350	145	145
SUR/L12.06/9	1860	2140	2330	720	765
SUR/L2.1/9 *	1595	1835	1995	145	145
SUR/L2.1/11 *	2130	2130	2130	145	145
SUR/L13510/12	1860	2140	2330	720	765
SUR/L13514/20	2395	2500	2500	960	1150
SUR/L310	1860	2140	2330	720	765
SUR/L314	2395	2500	2500	960	1150
SUR/L26-2	1065	1225	1330	710	815
SUR/L210-2	1860	2140	2330	1065	1275
SUR/L214-2	2395	2500	2500	960	1150
SUR/L46	1065	1225	1330	710	815
SUR/L410	1860	2140	2330	1065	1275
SUR/L414	2395	2500	2500	1420	1700

*Not listed in ER-5117

T	No Code Listing
HT	No Code Listing
Simpson Stock No.	
66T	
128T	
1212T	
1212HT	
1616HT	

USP Structural Connectors®

STAD		NER-608		
USP Stock No.	Min. Stem Wall	DF-L / SP Allowable Tension Loads		
		Min. End Distance - Concrete		
		2500 psi (133%/160%)		
		1/2"	1-1/2"	I _E
STAD8	6	3270	3270	3270
	8	3270	3270	3270
STAD8RJ	6	3270	3270	3270
	8	3270	3270	3270
STAD10	6	3270	3270	3625
	8	3270	3270	4305
STAD10RJ	6	3270	3270	3625
	8	3270	3270	4305
STAD14	6	4960	4960	4960
	8	4960	4960	5850
STAD14RJ	6	4960	4960	4960
	8	4960	4960	5850

SKH_L/R		NER-478			
USP Stock No.	Floor 100%	DF-L / SP Design Load			
		Roof		Uplift	
		115%	125%	133%	160%
SKH24L/R	510	510	510	565	565
SKH26L/R	830	890	890	905	1085
SKH210L/R	1790	1790	1790	1505	1565
SKH1524L/R	1855	1990	1990	1505	1565
SKH1720L/R	1625	1870	2030	1505	1565
SKH1724L/R	1855	2135	2320	1505	1565
SKH2020L/R	1625	1870	2030	1505	1565
SKH2020L/R	1625	1870	2030	1505	1565
SKH2024L/R	1855	2135	2320	1505	1565
SKH2320L/R	1625	1870	2030	1505	1565
SKH2324L/R	1855	2135	2320	1505	1565
SKH310L/R	1930	2220	2250	1505	1565
SKH312L/R	2210	2500	2500	1505	1565
SKH26L/R-2	830	950	1035	930	1115
SKH210L/R-2	1930	2220	2415	1545	1565
SKH1524L/R-2	1855	2135	2320	1505	1565
SKH46L/R	1400	1590	1590	1120	1345
SKH410L/R	2240	2540	2540	1565	1565
SKH414L/R	3080	3540	3850	1565	1565

T	No Code Listing
TH	No Code Listing
USP Stock No.	
T6	
T12	
T1212	
TH12	
TH16	

SIMPSON Strong-Tie Connectors®

TAZ		No Code Listing	
Simpson Stock No.	DF-L / SP Design Load		
	Download		
	100%		
TA9Z	885		
TA10Z	885		

USP Structural Connectors®

SCA		ER-2039	
USP Stock No.	DF-L / SP Design Load		
	Download		
	100%		
SCA9-TZ	335		
SCA10-TZ	450		

© Copyright 2007 USP Structural Connectors®

TB		NER-413, ER-5275, ER-5672	
Simpson Stock No.			
TB20			
TB27			
TB30			
TB36			
TB42			
TB48			
TB54			
TB56			
TB60			

N		NER-505	
USP Stock No.			
N16			
N27			
N30			
N36			
N42			
N48			
N54			
N56			
N60			

TBE		ER-5357			
Simpson Stock No.	No. of Plys	DF-L / SP Design Load			
		Uplift		Bearing *	
		133%	160%	115%	125%
TBE4	1 Ply	850	850	2095	2230
	2 Ply	850	850	2230	2230
TBE6	1 Ply	935	935	2095	2275
	2 Ply	935	935	2555	2735

SBP		NER-530			
USP Stock No.	No. of Plys	DF-L / SP Design Load			
		Uplift		Bearing	
		133%	160%	115%	125%
SBP4	1 Ply	1225	1295	2600	2825
	2 Ply	1225	1295	2645	2875
SBP6	1 Ply	1225	1295	3640	3955
	2 Ply	1225	1295	3705	4025

*Not listed in ER-5357

TC		NER-413, ER-5672	
Simpson Stock No.	DF-L / SP Design Load		
	Uplift		
	133%	160%	
TC24	500	600	
TC26	625	750	
TC28 *	625	750	

STC		NER-564	
USP Stock No.	DF-L / SP Design Load		
	Uplift		
	133%	160%	
STC24	835	1000	
STC26	835	1000	
STC28	835	1000	

*Not listed in NER-413 or ER-5672

SIMPSON Strong-Tie Connectors®

THA THAC		NER-209			
Simpson Stock No.	DF-L / SP Design Load				
	Top Flange - Minimum Nailing				
	Floor 100%	Roof		Uplift	
		115%	125%	133%	160%
THA29	2260	2310	2350	560	560
THA213	1615	1615	1615	---	---
THA218	1615	1615	1615	---	---
THA218-2	1635	1635	1635	---	---
THA222-2	1635	1635	1635	---	---
THA413	1615	1615	1615	---	---
THA418	1635	1635	1635	---	---
THA422	1635	1635	1635	---	---
THAC422 *	1635	1635	1635	---	---
THA426 *	2425	2425	2425	---	---
THA422-2 *	2810	2810	2810	---	---
THAC422-2 *	2810	2810	2810	---	---
Face - Maximum Nailing - All Nail Holes Filled					
THA29	2125	2310	2350	560	560
THA213	1795	1840	1870	930	930
THA413	1940	2235	2400	930	930

*Not listed in NER-209

THAI		NER-469, ER-5655			
Simpson Stock No.	DF-L / SP Design Load				
	Top Flange - Minimum Nailing				
	Floor 100%	Roof		Uplift	
		115%	125%	133%	160%
THAI222	1715	1715	1715	---	---
THAI1.81/22	1715	1715	1715	---	---
THAI3522	1715	1715	1715	---	---
THAI322	1715	1715	1715	---	---
THAI422	1715	1715	1715	---	---
Face - Maximum Nailing - All Nail Holes Filled					
THAI222	2200	2200	2200	215	215
THAI1.81/22	2200	2200	2200	215	215
THAI3522	2200	2200	2200	215	215
THAI322	2200	2200	2200	215	215
THAI422	2200	2200	2200	215	215

THGB THGBH		No ICC-ES Code Listing			
Simpson Stock No.	Design Load				
	Uplift		Length of Bolt in Carrying Member		
	133%	160%	3"	4-1/2"	
			100%	100%	
THGB2	1960	1960	5655	6235	
THGBH2	1960	1960	10010	10010	
THGB3	1960	1960	5655	6235	
THGBH3	1960	1960	10010	12000	
THGBH4	1960	1960	10010	12425	

USP Structural Connectors®

MSH MSHIF		NER-530			
USP Stock No.	DF-L / SP Design Load				
	Top Flange - Minimum Nailing				
	Floor 100%	Roof		Uplift	
		115%	125%	133%	160%
MSH29	2425	2425	2425	785	785
MSH213	2425	2425	2425	---	---
MSH218	2425	2425	2425	---	---
MSH218-2	2210	2210	2210	---	---
MSH222-2	2210	2210	2210	---	---
MSH413	2025	2025	2025	---	---
MSH418	2025	2025	2025	---	---
MSH422	2025	2025	2025	---	---
MSH422IF	2210	2210	2210	---	---
MSH426	2470	2510	2540	---	---
MSH422-2	4200	4200	4200	---	---
MSH422-2IF	4200	4200	4200	---	---
Face - Maximum Nailing - All Nail Holes Filled					
MSH29	2445	2635	2680	785	785
MSH213	2565	2635	2680	785	785
MSH413	2215	2545	2770	1570	1570

MSH		NER-530			
USP Stock No.	DF-L / SP Design Load				
	Top Flange - Minimum Nailing				
	Floor 100%	Roof		Uplift	
		115%	125%	133%	160%
MSH222	2095	2165	2165	---	---
MSH1722	2165	2165	2165	---	---
MSH2322	2165	2165	2165	---	---
MSH322	2165	2165	2165	---	---
MSH422	2025	2025	2025	---	---
Face - Maximum Nailing - All Nail Holes Filled					
MSH222	2095	2165	2200	595	595
MSH1722	2200	2200	2200	595	595
MSH2322	2200	2200	2200	595	595
MSH322	2200	2200	2200	595	595
MSH422	3140	3470	3470	1570	1570

GT		NER-530			
USP Stock No.	Design Load				
	Uplift		Length of Bolt in Carrying Member		
	133%	160%	3"	4-1/2"	
			100%	100%	
GT2T4B	2000 *	2000 *	5885	6635 *	
GT2T8B *	2000	2000	11770	13265	
GT3T4B *	2000	2000	5885	6635	
GT3T8B *	2000	2000	11770	13265	
GT4T8B	2000 *	2000 *	11765	13270 *	

*Not listed in NER-530

SIMPSON Strong-Tie Connectors®

USP Structural Connectors®

TJC		No Code Listing				
Simpson Stock No.	DF-L / SP Design Load (1° - 60°)					
	Floor 100%	Roof		Uplift		
		115%	125%	133%	160%	
TJC37 (Max)	485	485	485	485	485	

SNP		NER-568				
USP Stock No.	DF-L / SP Design Load (1° - 60°)					
	Floor 100%	Roof		Uplift		
		115%	125%	133%	160%	
SNP3	530	530	530	530	530	

TP		No Code Listing				
Simpson Stock No.						
TP15						
TP311						
TP35						
TP37						
TP39						
TP411						
TP45						
TP47						
TP49						
TP57						

NP		No Code Listing				
USP Stock No.						
NP15						
NP311						
NP35						
NP37						
NP39						
NP411						
NP45						
NP47						
NP49						
NP57						

TPA		No Code Listing				
Simpson Stock No.						
TPA37						
TPA39						
TPA57						

NPA		No Code Listing				
USP Stock No.						
NPA37						
NPA39						
NPA57						

TS		No Code Listing			
Simpson Stock No.	DF-L / SP Design Load				
	Uplift				
	133%			160%	
TS9	530			530	
TS12	665			665	
TS18	930			930	
TS22	1215			1215	

KTS		ER-2725			
USP Stock No.	DF-L / SP Design Load				
	Uplift				
	133%			160%	
KTS9	735			785	
KTS12	920			1065	
KTS17	1100			1100	
KTS24	1270			1270	

TSB		No Code Listing			
Simpson Stock No.	Maximum Allowable Loads				
	Compression		Tension		
TSB2-24	540		365		

ST24H		NER-561			
USP Stock No.	Allowable Axial Loads				
	Compression		Tension with fastener		
ST24H	422		154		

TSF		No Code Listing			
Simpson Stock No.					
TSF2-24					

TSX		No Code Listing			
USP Stock No.					
TSX24					

TSS		No Code Listing			
Simpson Stock No.					
TSS2					

NOP		No Code Listing			
USP Stock No.					
NOP1					

TWB		NER-432			
Simpson Stock No.	These are code-approved for value in tension equal to 1" x 4" wood let-in bracing.				
TWB10					
TWB12					
TWB14					

WBT		NER-530			
USP Stock No.	These are code-approved for value in tension equal to 1" x 4" wood let-in bracing.				
WBT10					
WBT12					
WBT14					

© Copyright 2007 USP Structural Connectors®

SIMPSON Strong-Tie Connectors®

U		ER-5117			
Simpson Stock No.	DF-L / SP Design Load				
	Floor 100%	Roof		Uplift	
		115%	125%	133%	160%
U24	530	610	665	240	290
U26	800	920	1000	480	575
U210	1330	1530	1660	720	865
U214	1595	1835	1995	960	1150
U34	530	610	665	240	265
U36	1065	1225	1330	480	575
U310	1860	2140	2330	720	865
U314	2130	2445	2660	720	865
U24-2	530	610	665	295	355
U26-2	1065	1225	1330	590	710
U210-2	1860	2140	2330	890	1065
U44	530	610	665	295	355
U46	1065	1225	1330	590	710
U410	1860	2140	2330	890	1065
U414	2130	2445	2660	890	1065
U26-3	1065	1225	1330	590	710
U210-3	1860	2140	2330	890	1065
U66	1065	1225	1330	590	710
U610	1860	2140	2330	890	1065
U24R	530	610	665	240	265
U26R	1065	1225	1330	480	575
U210R	1860	2140	2330	720	865
U44R	530	610	665	355	425
U46R	1065	1225	1330	710	850
U410R	1860	2140	2330	1065	1115
U66R	1065	1225	1330	710	850
U610R	1860	2140	2330	1065	1115

U		ER-5117			
Simpson Stock No.	DF-L / SP Design Load				
	Floor 100%	Roof		Uplift	
		115%	125%	133%	160%
U3510-2	1860	2140	2330	890	1065
U3512-2	2130	2445	2660	890	1065

VB		NER-413, ER-5672	
Simpson Stock No.	DF-L / SP Design Load		
	100%	125%	
VB5	990	1240 *	
VB7	990	1240 *	
VB8	990	1240 *	
VB10	990	1240 *	
VB12	990	1240 *	

*Not listed in NER-413 or ER-5672

W1		No Code Listing	
Simpson Stock No.			
W1			

USP Structural Connectors®

SUH		ER-2039			
USP Stock No.	DF-L / SP Design Load				
	Floor 100%	Roof		Uplift	
		115%	125%	133%	160%
SUH24	550	635	690	300	360
SUH26	830	950	1035	605	725
SUH210	1380	1585	1725	905	1085
SUH214	1655	1905	2070	1205	1330
SUH34	830	850	850	300	360
SUH36	1105	1270	1380	605	725
SUH310	1930	2220	2415	905	1085
SUH314	2210	2505	2505	905	1085
SUH24-2	830	950	1035	310	370
SUH26-2	1105	1270	1380	620	740
SUH210-2	1930	2220	2415	930	1115
SUH44	830	950	1035	310	370
SUH46	1105	1270	1380	620	740
SUH410	1930	2220	2415	930	1115
SUH414	2210	2540	2760	930	1115
SUH26-3	1105	1270	1380	310	370
SUH210-3	1930	2220	2415	930	1115
SUH66	1105	1270	1380	620	740
SUH610	1930	2220	2415	930	1115
SUH24R	550	635	690	300	360
SUH26R	830	950	1035	605	725
SUH210R	1380	1585	1725	905	1085
SUH44R	830	950	1035	370	440
SUH46R	1105	1270	1380	735	885
SUH410R	1930	2220	2415	1105	1325
SUH66R	1105	1270	1380	735	885
SUH610R	1930	2220	2415	1105	1325

THF		NER-478			
USP Stock No.	DF-L / SP Design Load				
	Floor 100%	Roof		Uplift	
		115%	125%	133%	160%
THF23925-2	1625	1870	2030	930	1115
THF23118-2	1855	2135	2320	930	1115

KVB		ER-2725	
USP Stock No.	DF-L / SP Design Load		
	100%	125%	
KVB5	1295	1620	
KVB7	1295	1620	
KVB8	1295	1620	
KVB10	1295	1620	
KVB12	1295	1620	

WG		No Code Listing	
USP Stock No.			
WG			

© Copyright 2007 USP Structural Connectors®

SIMPSON Strong-Tie Connectors®

USP Structural Connectors®

W			ER-5117
Simpson Stock No.	Design Load		
	DF-L / SYP	LVL**	
	100%	100%	
W3511.88	1765	2335	
W139.25 *	1765	2335	
W139.5 *	1765	2335	
W1311.25 *	1765	2335	
W1312 *	1765	2335	

*Not listed in ER-5117

**LVL header values are not listed in ER-5117

PHI			NER-530
USP Stock No.	Design Load		
	DF-L / SYP**	LVL	
	100%	100%	
PHI23118	2005	2005 **	
PHI25925	2005	2005 **	
PHI2595	2005	2005 **	
PHI25112	2005	2005 **	
PHI2512	2005	2005 **	

**DF-L/SYP header values are not listed in NER-530

**LVL header values are not listed in NER-530

W				ER-5117
Simpson Stock No.	DF-L / SP Design Load			
	Floor	Roof		
		100%	115%	125%
W26	2200	2200	2200	
W28	2200	2200	2200	
W210	2200	2200	2200	
W212	2200	2200	2200	
W214	2200	2200	2200	
W216	2200	2200	2200	
W36	2200	2200	2200	
W38	2200	2200	2200	
W310	2200	2200	2200	
W46	2200	2200	2200	
W48	2200	2200	2200	
W410	2200	2200	2200	

SW				NER-568, ER-2725
USP Stock No.	DF-L / SP Design Load			
	Floor	Roof		
		100%	115%	125%
SW26	2315	2315	2315	
SW28	2315	2315	2315	
SW210	2315	2315	2315	
SW212	2315	2315	2315	
SW214	2315	2315	2315	
SW216	2315	2315	2315	
SW36	2315	2315	2315	
SW38	2315	2315	2315	
SW310	2315	2315	2315	
SW46	2520	2520	2520	
SW48	2520	2520	2520	
SW410	2520	2520	2520	

WB		NER-443, ER-5672
Simpson Stock No.	These are code-approved for value in tension equal to 1" x 4" wood let-in bracing.	
WB106		
WB126		

WB		NER-505
USP Stock No.	These are code-approved for value in tension equal to 1" x 4" wood let-in bracing.	
WB106		
WB126		

WBC		NER-413, ER-5672
Simpson Stock No.	These are code-approved for value in tension equal to 1" x 4" wood let-in bracing.	
WB106C		
WB126C		
WB143C		

RWB		NER-530
USP Stock No.	These are code-approved for value in tension equal to 1" x 4" wood let-in bracing.	
RWB96		
RWB114		
RWB143		

© Copyright 2007 USP Structural Connectors®

SIMPSON Strong-Tie Connectors®

USP Structural Connectors®

© Copyright 2007 USP Structural Connectors®

WM	NER-209	
	Design Load	
	Floor 100%	Max 125%
Simpson Stock No.		
WM210	2540	2590
WM210-2	4175	4175
WM212	2540	2590
WM212-2	4175	4175
WM214	2540	2590
WM214-2	4175	4175
WM216	2540	2585
WM216-2	4175	4175
WM310	4100	4150
WM312	4100	4150
WM314	4100	4150
WM316	4100	4150
WM410	4175	4175
WM412	4175	4175
WM414	4175	4175
WM416	4175	4175
WM610	4175	4175
WM29.25	4175	4175
WM29.5	4175	4175
WM211.25	4175	4175
WM211.88	4175	4175
WM9	4175	4175
WM11	4175	4175
WM14	4175	4175
WM16	4175	4175
WM3511.88	4175	4175
WM3514	4175	4175
WM3516	4175	4175
WM3518	4175	4175
WM3520	4175	4175
WMI314	4175	4175
WMI316	4175	4175
WMI318	4175	4175
WMI320	4175	4175
WM29.25-2	4175	4175
WM29.5-2	4175	4175
WM211.25-2	4175	4175
WM211.88-2	4175	4175
WM3.56/9.5	4175	4175
WM3.56/11.888	4175	4175
WMI412	4175	4175
WMI414	4175	4175
WMI416	4175	4175
WMI418	4175	4175
WMI420	4175	4175
WM3511.88-2	4175	4175
WM3514-2	4175	4175
WM3516-2	4175	4175
WM3518-2	4175	4175
WM3520-2	4175	4175
WM5.50/9.5	4175	4175
WM5.50/11.88	4175	4175
WMI49.5-2	4175	4175
WMI411.25-2	4175	4175
WMI411.88-2	4175	4175
WMI414-2	4175	4175
WMI416-2	4175	4175
WMI418-2	4175	4175

MPH	NER-505	
	Design Load	
	Floor 100%	Max 125%
USP Stock No.		
MPH210	2600	2660
MPH210-2	4280	4280
MPH212	2600	2660
MPH212-2	4280	4280
MPH214	2600	2660
MPH214-2	4280	4280
MPH216	2600	2660
MPH216-2	4280	4280
MPH310	3240	3240
MPH312	3240	3240
MPH314	3240	3240
MPH316	3240	3240
MPH410	4280	4280
MPH412	4280	4280
MPH414	4280	4280
MPH416	4280	4280
MPH610	4280	4280
MPH210	2600	2660
MPH1595	2600	2600
MPH212	2600	2660
MPH15118	2600	2600
MPH1795	2990	2990
MPH17118	2990	2990
MPH1714	2990	2990
MPH1716	2990	2990
MPH23118	3865	3865
MPH2314	3865	3865
MPH2316	3865	3865
MPH2318	3865	3865
MPH2320	3865	3865
MPH2514	4160	4160
MPH2516	4160	4160
MPH2518	4160	4160
MPH2520	4160	4160
MPH210-2	4280	4280
MPH1595-2	4280	4280
MPH15112-2	4280	4280
MPH15118-2	4280	4280
MPH1795-2	4280	4280
MPH17118-2	4280	4280
MPH3512	4280	4280
MPH3514	4280	4280
MPH3516	4280	4280
MPH3518	4280	4280
MPH3520	4280	4280
MPH23118-2	4280	4280
MPH2314-2	4280	4280
MPH2316-2	4280	4280
MPH2318-2	4280	4280
MPH2320-2	4280	4280
MPH5595	4280	4280
MPH55118	4280	4280
MPH3595-2	4280	4280
MPH35112-2	4280	4280
MPH35118-2	4280	4280
MPH3514-2	4280	4280
MPH3516-2	4280	4280
MPH3518-2	4280	4280

SIMPSON Strong-Tie Connectors[®]

WNP		ER-5117	
Simpson Stock No.	DF-L / SP Design Load		
	Floor 100%	Roof	
		115%	125%
WNP312	3255	3255	3255
WNP314	3255	3255	3255
WNP316	3255	3255	3255
WNP412	3255	3255	3255
WNP414	3255	3255	3255
WNP416	3255	3255	3255
WNP26-2	3255	3255	3255
WNP28-2	3255	3255	3255
WNP210-2	3255	3255	3255
WNP212-2	3255	3255	3255
WNP214-2	3255	3255	3255
WNP216-2	3255	3255	3255
WNP66	3255	3255	3255
WNP68	3255	3255	3255
WNP610	3255	3255	3255

WP		ER-5117	
Simpson Stock No.	Design Load		
	DF-L / SYP 100%	LVL 100%	
WP9.25	3255	3635	
WP9	3255	3635	
WP11.25	3255	3635	
WP11	3255	3635	
WP12	3255	3635	
WP14	3255	3635	
WP16	3255	3635	
WP3514	3255	3635	
WP3516	3255	3635	
WP3518	3255	3635	
WP3520	3255	3635	
WPI314	3255	3635	
WPI316	3255	3635	
WP29.25-2	3255	3635	
WP29.5-2	3255	3635	
WP211.25-2	3255	3635	
WP211.88-2	3255	3635	
WPI49.25	3255	3635	
WPI49.5	3255	3635	
WPI411.25	3255	3635	
WPI411.88	3255	3635	
WPI412	3255	3635	
WPI414	3255	3635	
WPI416	3255	3635	
WPI418	3255	3635	
WPI420	3255	3635	
WPI422	3255	3635	
WPI424	3255	3635	
WPI426	3255	3635	
WPI428	3255	3635	
WPI430	3255	3635	
WPI432	3255	3635	

USP Structural Connectors[®]

SWH		NER-568, ER-2725	
USP Stock No.	DF-L / SP Design Load		
	Floor 100%	Roof	
		115%	125%
SWH312	3305	3305	3305
SWH314	3305	3305	3305
SWH316	3305	3305	3305
SWH412	3305	3305	3305
SWH414	3305	3305	3305
SWH416	3305	3305	3305
SWH26-2	3305	3305	3305
SWH28-2	3305	3305	3305
SWH210-2	3305	3305	3305
SWH212-2	3305	3305	3305
SWH214-2	3305	3305	3305
SWH216-2	3305	3305	3305
SWH66	3305	3305	3305
SWH68	3305	3305	3305
SWH610	3305	3305	3305

PHM		NER-530	
USP Stock No.	Design Load		
	DF-L / SYP** 100%	LVL 100%	
PHM17925	2865	3495	
PHM1795	2865	3495	
PHM17112	2865	3495	
PHM17118	2865	3495	
PHM1712	2865	3495	
PHM1714	2865	3495	
PHM1716	2865	3495	
PHM2314	2865	3570	
PHM2316	2865	3570	
PHM2318	2865	3570	
PHM2320	2865	3570	
PHM2514	2865	3570	
PHM2516	2865	3570	
PHM15925-2	2865	3745	
PHM1595-2	2865	3745	
PHM15112-2	2865	3745	
PHM15118-2	2865	3745	
PHM35925	3255	3745	
PHM3595	3255	3745	
PHM35112	3255	3745	
PHM35118	3255	3745	
PHM3512	3255	3745	
PHM3514	3255	3745	
PHM3516	3255	3745	
PHM3518	3255	3745	
PHM3520	3255	3745	
PHM3522	3255	3745	
PHM3524	3255	3745	
PHM3526	3255	3745	
PHM3528	3255	3745	
PHM3530	3255	3745	
PHM3532 *	3255	3745	

*Not listed in NER-530

**DF-L/SYP header values are not listed in NER-530

**LVL header values are not listed in NER-530

© Copyright 2007 USP Structural Connectors[®]

continued on next page

SIMPSON Strong-Tie Connectors®

USP Structural Connectors®

© Copyright 2007 USP Structural Connectors®

WP cont.	ER-5117	
	Design Load	
	DF-L / SYP	LVL
Simpson Stock No.	100%	100%
WP359.5-2	3255	3635
WP3511.88-2	3255	3635
WP3514-2	3255	3635
WP3516-2	3255	3635
WP3518-2	3255	3635
WP3520-2	3255	3635
WPI39.5-2	3255	3635
WPI311.88-2	3255	3635
WPI314-2	3255	3635
WPI316-2	3255	3635
WPI318-2	3255	3635
WPI320-2	3255	3635
WPI322-2	3255	3635
WPI324-2	3255	3635
WPI326-2	3255	3635
WP5.50/9.5	3255	3635
WP5.50/11.88	3255	3635
WP5.50/14	3255	3635
WP5.50/16	3255	3635
WP5.50/18	3255	3635
WPI49.25-2	3255	3635
WPI49.5-2	3255	3635
WPI411.25-2	3255	3635
WPI411.88-2	3255	3635
WPI414-2	3255	3635
WPI416-2	3255	3635

PHM cont.	NER-530	
	Design Load	
	DF-L / SYP**	LVL
USP Stock No.	100%	100%
PHM2395-2	3255	3745
PHM23118-2	3255	3745
PHM2314-2	3255	3745
PHM2316-2	3255	3745
PHM2318-2	3255	3745
PHM2320-2	3255	3745
PHM2595-2	3255	3745
PHM25118-2	3255	3745
PHM2514-2	3255	3745
PHM2516-2	3255	3745
PHM2518-2	3255	3745
PHM2520-2	3255	3745
PHM2522-2	3255	3745
PHM2524-2	3255	3745
PHM2526-2	3255	3745
PHM5595	3390	3745
PHM55118	3390	3745
PHM5514	3390	3745
PHM5516	3390	3745
PHM5518	3390	3745
PHM35925-2	3390	3745 **
PHM3595-2	3390	3745 **
PHM35112-2	3390	3745 **
PHM35118-2	3390	3745 **
PHM3514-2	3390	3745 **
PHM3516-2	3390	3745 **

*Not listed in NER-530

**DF-L/SYP header values are not listed in NER-530

**LVL header values are not listed in NER-530

SIMPSON Strong-Tie Connectors®

WPU		ER-5117		
Simpson Stock No.	Design Load			
	DF-L / SP 100%	LVL 100%	Uplift	
			133%	160%
WPU1.81/11.25	4165	4700	775	775
WPU2.75/9.25	4165	4700	775	775
WPU2.75/11.25	4165	4700	775	775
WPU2.75/11.88	4165	4700	775	775
WPU2.75/14	4165	4700	775	775
WPU2.75/16	4165	4700	775	775
WPU3.56/11.88	4165	4700	775	775
WPU3.56/14	4165	4700	775	775
WPU3.56/16	4165	4700	775	775
WPU3.56/18	4165	4700	775	775
WPU3.56/20	4165	4700	485	485

WT		No Code Listing		
Simpson Stock No.				
WT6				
WT8				
WT10				
WT12				

Z		NER-421, ER-5656	
Simpson Stock No.	DF-L / SP Design Load		
	Download 125%		
Z2 *	465		
Z4	465		
Z6	485		
Z28 *	--		
Z38 *	--		

*Not listed in NER-421 or ER-5656

USP Structural Connectors®

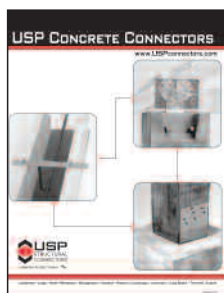
PHXU		NER-568		
USP Stock No.	Design Load			
	DF-L / SP 100%	LVL 100%	Uplift	
			133%	160%
PHXU17112	4425	4425	970	970
PHXU27925	5285	6020	970	970
PHXU27112	5285	6020	970	970
PHXU27118	5285	6020	970	970
PHXU2714	5285	6020	970	970
PHXU2716	5285	6020	970	970
PHXU35118	5285	6650	1035	1240
PHXU3514	5285	6650	1035	1240
PHXU3516	5285	6650	1035	1240
PHXU3518	5285	6650	1035	1240
PHXU3520	5285	6650	1035	1240

FT		No Code Listing		
USP Stock No.				
FT6				
FT8				
FT10				
FT12				

ZC		NER-564	
USP Stock No.	DF-L / SP Design Load		
	Download 100%		
ZC2	160		
ZC4	320		
ZC6	420		
ZC24 *	--		
ZC34 *	--		

*Not listed in NER-564

Specialty Catalogs




Concrete Connectors Catalog



Structural Insulated Panels (SIP) Manual



High Wind Design Guides



EWP Product Guides by Manufacturer



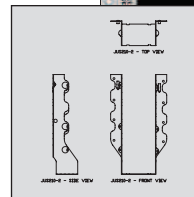
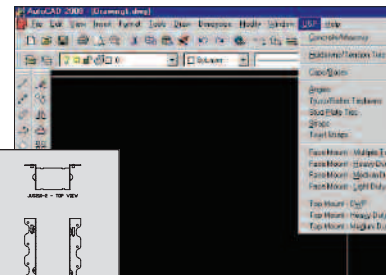
Anchor to Connector Guide

Comprehensive Web Site

- Contains all USP literature in a printable .pdf format.
- CAD Menu Program and Drawing Library downloads.
- Quick and Easy literature ordering.
- Register on-line at *Web Site Watch Registration* and automatically receive product updates through your e-mail.

CAD Menu Program

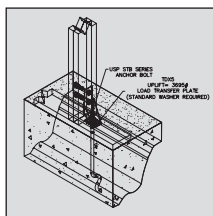
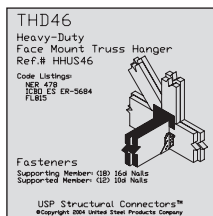
- Install a new USP Drop Down Menu in your AutoCAD menu bar (AutoCAD r14, AutoCAD 2000, 2000i, 2002, 2004, 2005).
- Import scalable USP product drawings directly into your details or section drawings.
 - Available in 3-view format; top, front, and side where applicable.



CAD Library

- CAD Library contains over 350 illustrations in .DXF and .DWG formats.
- Find drawings quickly by USP Stock No. or Reference No.
- High Wind and Wall Bracing Options in the IRC Illustrations are also available.

© Copyright 2007 USP Structural Connectors®



Dual Specification Tables

USP will build and provide you a Dual Specification Table. Supply USP's Technical Support Staff with a list of connectors commonly used in your drawings. Pre-made tables are available on USP's Web Site.

Five different types of Dual Specification Tables are available to add to your plans:

NAME Table: Lists comparable product numbers.

FASTENER Table: Lists comparable product numbers with fastener schedules.

FULL Table: Lists comparable product numbers, fastener schedules, 100% floor load, 133% & 160% representing Uplift durations, F1 133% & 160% lateral durations, and F2 133% & 160% lateral durations where applicable.

133% Table: Lists comparable product numbers, fastener schedules, 133% representing Uplift, and 133% F1 or F2 lateral load durations where applicable.

160% Table: Lists comparable product numbers, fastener schedules, 160% representing Uplift, and 160% F1 or F2 lateral load durations where applicable.

Dual Spec FULL Table

Hanger Location	Connection Cross-Reference						
	Product Number	Capacity	Competitor	Fastener Schedule	Product Number	Capacity	Fastener Schedule
A35	260 - A1/100%		(9) 8D X 1-1/2		MPA1	265 - A1/100%	(9) 8D X 1-1/2
A34	345 - F1/100%		(8) 8D X 1-1/2		MP34	350 - F1/100%	(8) 8D X 1-1/2
ABU66	12000 - 100%		(1) 5/8 AB, (12) 16D		PAU66	16005 - 100%	(1) 5/8 AB, (12) 16D
ABU66	2300 - 133%		(1) 5/8 AB, (12) 16D		PAU66	2350 - 133%	(1) 5/8 AB, (12) 16D
CC66	3365 - 133%		(6) 5/8		KCC66	5225 - 133%	(6) 5/8

Technical Support Staff:

1-800-328-5934
7:00 a.m. - 7:00 p.m. CST

USP MANUFACTURING & WAREHOUSE FACILITIES



www.USPconnectors.com
info@USPconnectors.com

Customer Service/Technical Assistance:

Phone: 1-800-328-5934

Fax: 1-507-364-8762

CORPORATE OFFICE

14305 Southcross Drive - Suite 200

Burnsville, Minnesota 55306

Phone: 1-800-328-5934

Fax: 1-952-898-8683

MANUFACTURING

Montgomery, Minnesota

Livermore, California

Largo, Florida

Rancho Cucamonga, California

Thornhill, Ontario

WAREHOUSES

Houston, Texas

Lumberton, New Jersey