

LJC-TZ AND LJQ-TZ LATERAL JOIST CONNECTORS

MEETING THE REQUIREMENTS OF 2006 IRC TABLE R404.1(1)

The new LJC-TZ and LJQ-TZ Lateral Joist Connectors transfer lateral loads at the top foundation to the floor joists meeting new requirements found in Section R404.1(1) of the International Residential Code (IRC). The fastening patterns meet I-joist manufacturer recommendations.

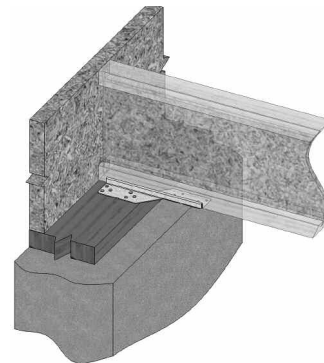
LJC-TZ fastens the top side of the sill plate and to the underside of the floor joist preventing splitting of the bottom chord flanges, and can be installed after the floor system has been installed. The product is load rated for use with dimension lumber floor joists as well as I-joists. It can also be used with cantilevered floor joists.

LJQ-TZ Series is a higher capacity connector designed for higher loads included in Table R404.1(1) of the IRC. It is similar in design to a joist hanger with a seat for the floor joist to bear against and utilizes wood screws to fasten to the sill plate. USP's WS15-GC Wood Screws (included) provide quick installation without the need to pre-drill holes.

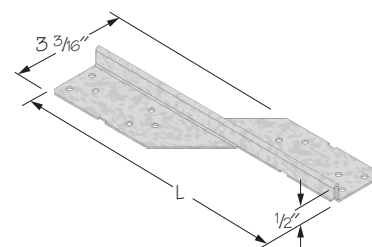
Materials: See chart
Finish: G-185 galvanizing

Installation:

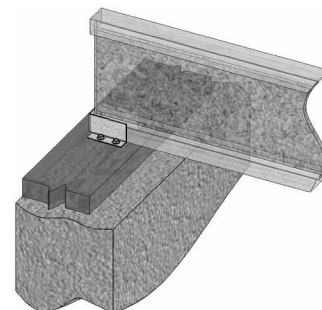
- Use all specified fasteners.
- LJC-TZ – Installs after the floor joist has been placed with a minimum of (12) 8d x 1-1/2" HDG nails.
- LJQ-TZ Series – Installs with (4) USP WS15-GC Wood Screws. WS15-GC Wood Screws are 1/4" diameter x 1-1/2" long and are included with LJQ-TZ connectors.
- **For additional installation details and information on meeting the prescriptive code loads of 2006 IRC Table R404.1(1) for I-Joist and 2x joist floor systems, refer to USP's Connector Solutions to Meet the Prescriptive Loads of 2006 IRC Table R404.1(1) Technical Bulletin-USP2058.**



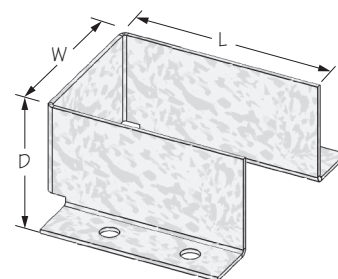
Typical LJC-TZ installation



LJC-TZ



Typical LJQ-TZ installation



LJQ-TZ

USP Stock No.	Ref. No.	Steel Gauge	Dimensions (inches)			Fastener Schedule ^{1,2}		SP Allowable Loads (Lbs.) ³		Ctn Qty
			W	L	D	Qty	Type	2x	I-Joist	
LJC-TZ	---	18	3-3/16	8	---	12	8d x 1-1/2	445	515	20
LJQ15-TZ	---	16	1-9/16	3	1-1/2	4	WS15-GC	905	1145	20
LJQ17-TZ	---	16	1-13/16	3	1-1/2	4	WS15-GC	905	1145	20
LJQ20-TZ	---	16	2-1/8	3	1-1/2	4	WS15-GC	905	1145	20
LJQ23-TZ	---	16	2-5/16	3	1-1/2	4	WS15-GC	905	1145	20
LJQ25-TZ	---	16	2-9/16	3	1-1/2	4	WS15-GC	905	1145	20
LJQ35-TZ	---	16	3-9/16	3	1-1/2	4	WS15-GC	905	1145	20

1) WS15-GC wood screws are 1/4" x 1 1/2" and are included with LJQ-TZ connector.

2) 8d x 1-1/2 nails are 11 gauge (0.131" diameter) by 1-1/2" long.

3) Allowable loads are based on 2x6 SP sill plate. For 2x4 sill plate applications, reduce the value of the LJC-TZ by 45 percent.

*Consult USP for pricing.

SALES SHEET

USP supplies quality products to build Stronger Safer Structures



Customer Service:
 Burnsville, MN
 Phone: 1-800-328-5934
 Fax: 1-507-364-8762

Manufacturing:
 Montgomery, MN • Livermore, CA
 Largo, FL • North Wilkesboro, NC
 Rancho Cucamonga, CA • Thornhill, Ontario

Warehouses:
 Houston, TX
 Lumberton, NJ

www.USPconnectors.com

Information valid until August 1, 2009.

A GIBALTAR INDUSTRIES COMPANY

USP2044-071