


Designed for assembly line installation, these hangers feature a generous flange area to accommodate power nailer maneuvering. Engineered for economical installation and maximum load values.

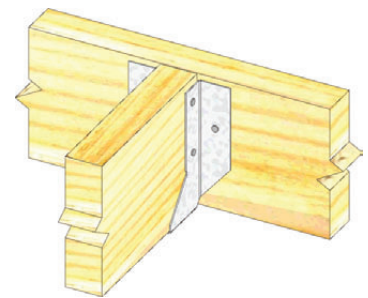
**Materials:** 18 or 20 gauge  
**Finish:** G90 galvanizing  
**Codes:** ESR-1465, FL817

**Installation:**

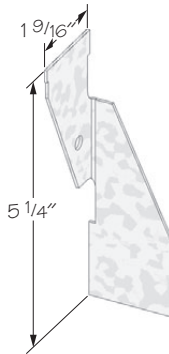
- Use all specified fasteners. See Product Notes, page 11.



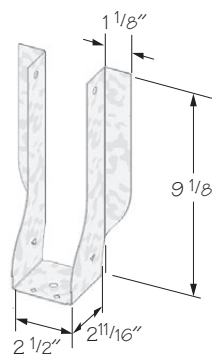
**Typical MTHF installation**



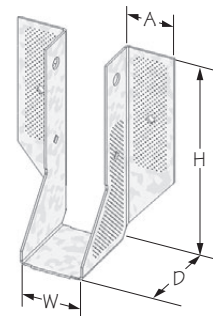
**Typical JN installation**



**MRT7**



**MTHF25925**



**JN26E**

USP Stock No.	Ref. No.	Steel Gauge	Dimensions				Fastener Schedule <sup>1,2,3</sup>				Allowable Loads (Lbs.)				Code Ref.
			W	H	D	A	Header		Joist		DF-L / SP				
							Qty	Type	Qty	Type	Floor 100%	Roof		Uplift <sup>4</sup>	
												115%	125%		
MRT7	---	18	1-9/16	5-1/4	---	---	3	"P" nails	3	"P" nails	175	205	220	285	130
							4	"P" nails	4	"P" nails	235	270	295	380	
							5	"P" nails	5	"P" nails	295	340	370	470	
							6	"P" nails	6	"P" nails	355	405	445	565	
MTHF25925	MMLU139	20	2-1/2	9-1/8	2-1/2	1-1/8	10	"P" nails	4	"P" nails	590	680	740	380	
							16	"P" nails	4	"P" nails	945	1085	1180	380	
MTHF25112	MMLU1311	20	2-1/2	11-1/8	2-1/2	1-1/8	10	"P" nails	4	"P" nails	590	680	740	380	
							16	"P" nails	4	"P" nails	945	1085	1180	380	
JN26E	MMLU26	20	1-9/16	5-1/4	2	1-1/4	10	"P" nails	4	"P" nails	590	680	740	340	
							16	"P" nails	4	"P" nails	945	1085	1180	340	
							20	"P" nails	4	"P" nails	1415	1430	1430	340	
JN28E	MMLU28	20	1-9/16	6-3/4	2	1-1/4	10	"P" nails	4	"P" nails	590	680	740	340	
							16	"P" nails	4	"P" nails	945	1085	1180	340	
							20	"P" nails	4	"P" nails	1415	1430	1430	340	
JN210E	MMLU210	20	1-9/16	8-1/4	2	1-1/4	10	"P" nails	4	"P" nails	590	680	740	340	
							16	"P" nails	4	"P" nails	945	1085	1180	340	
							20	"P" nails	4	"P" nails	1415	1430	1430	340	
JN26-2	MMLU26-2	18	3-1/16	5-3/8	1-5/8	1-5/8	10	"P" nails	6	"P" nails	600	690	750	575	
							16	"P" nails	6	"P" nails	960	1105	1200	575	
							24	"P" nails	6	"P" nails	1440	1655	1800	575	
JN28-2	MMLU28-2	18	3-1/16	7-1/8	1-5/8	1-5/8	10	"P" nails	6	"P" nails	600	690	750	575	
							16	"P" nails	6	"P" nails	960	1105	1200	575	
							24	"P" nails	6	"P" nails	1440	1655	1800	575	

- "P" nails denotes fasteners designed specifically to be installed with a pneumatic-powered nailer. The fasteners shall be either of a type with round heads, 0.105" diameter and 1-3/8" long; or a "T" shaped head, 0.097" diameter, 1-1/4" long and hardened; or a similar but larger fastener.
- Fasteners shall be pneumatically driven in such a way as firmly seats the nail head against the hanger steel, without embedding the nail head completely through the plane of the metal surface, or otherwise punching through.
- The quantity of nails installed shall be equally distributed to both sides of the hanger. The nails shall be located at 1" spacing in a row, with the vertical rows spaced at 3/8"; also no less than 5/16" from a sheared edge and no less than 5/16" from a formed edge.
- Uplift loads have been increased 60% for wind or seismic load conditions; no further increase shall be permitted.

©Copyright 2011 USP Structural Connectors®

Manuf. Housing