

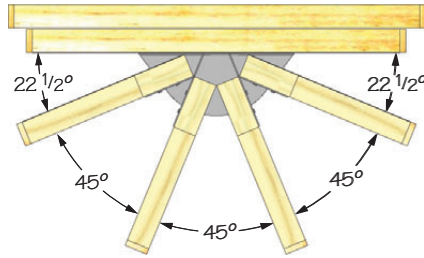
Designed to carry four mono trusses in one connector, it reduces installation time and cost. Provides a tested, load rated connection. Standard configuration spacing: 22 1/2°, 45°, 45°, 22 1/2°. The design also includes field adjustable nailing tabs.

Materials: 14 gauge
Finish: USP primer
Codes: ESR-1465, FL817

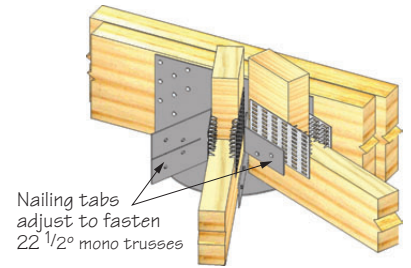
Installation:

- Use all specified fasteners. See Product Notes, page 11.
- Allow a 2" setback for each mono truss.
- For pitched ceiling, design mono trusses with end-vertical upset. Upset equals tangent of the ceiling slope times 5.6".

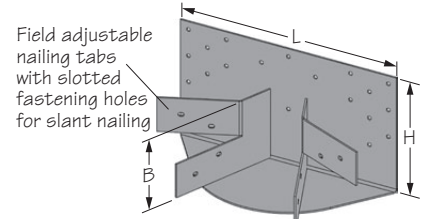
• Bend tab only once.



BN264
Standard configuration (top view)




Typical **BN264** installation



BN264

USP Stock No.	Ref. No.	Steel Gauge	Dimensions			Fastener Schedule ^{3,4}				Allowable Loads (Lbs.) ²				Code Ref.
			L	H	B	Carrying Member		Carried Member		DF-L / SP				
						Qty	Type	Qty	Type	100%	115%	125%	160%	
BN264	--	14	10	5-3/8	3-1/4	20	10d	2	10d x 1-1/2	2380	2735	2975	645	11,
BN284	--	14	10	7-1/8	3-1/4	20	10d	2	10d x 1-1/2	2380	2735	2975	645	F12

1) Uplift loads have been increased 60% for wind or seismic loads; no further increase shall be permitted.
 2) Loading published for total load of connection.
 3) Minimum nail penetration is 1-1/2" for 10d nails.
 4) 10d x 1-1/2 nails are 9 gauge (0.148" diameter) by 1-1/2" long.
 5) Maximum uplift per mono truss is 175 lbs. at 160% for DF-L/SP and 150 lbs. at 160% for S-P-F.



Plated Truss

HIP/JACK CONNECTORS – HHC, HJC, HJHC, & HTHJ SERIES

HHC – Designed to support 1 ply hip and jack trusses/rafters. Contact USP when using in multi-ply applications.


HJHC – Allows for hip/hip support and hip/jack/hip installations.

HJC & HTHJ – Used to simultaneously hang a combination of hips and jacks off girder trusses. These hangers fit both left-hand and right-hand applications. An open back design allows for retrofit installations.

Materials: HHC, HJC, & HJHC – 12 gauge
 HTHJ – 18 gauge
Finish: G90 galvanizing
Options: See Specialty Options Chart on page 170.
Codes: ESR-1465, FL817, FL571,
 Dade County, FL 07-0214.20

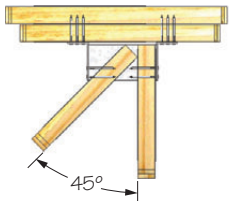
Installation:

- Use all specified fasteners. See Product Notes, page 11.

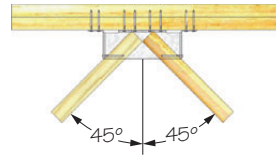
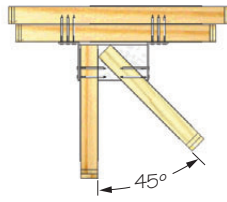


Typical **HJC/HTHJ** installation

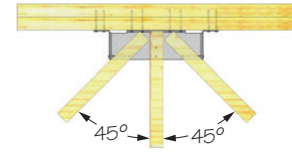
continued on next page



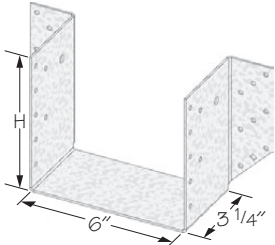
Typical **HJC/HTHJ** installation top view



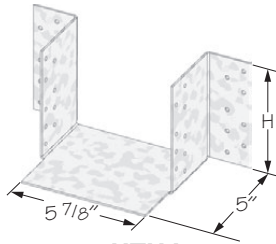
Typical **HHC** installation top view



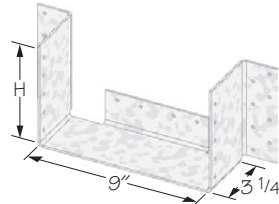
Typical **HJHC** installation top view



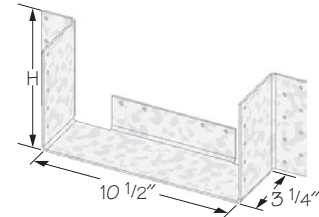
HJC



HTHJ



HHC



HJHC

Plated Truss

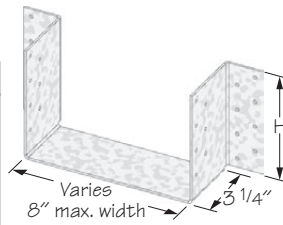
© Copyright 2011 USP Structural Connectors®

Description	USP Stock No.	Ref. No.	Steel Gauge	H	Fastener Schedule					Allowable Loads (Lbs.) ²							Code Ref.	
					Carrying Member ³		Carried Member			DF-L / SP				S-P-F				
					Qty	Type	per Hip	per Jack	Type	Floor	Roof	Uplift ¹	Floor	Roof	Uplift ¹			
2 x 6 right / left	HJC26	--	12	5-3/8	16	16d	5	7	10d	2385	2740	2980	1840	2065	2375	2580	1545	11, F6, F12, D3
2 x 8 right / left	HJC28	--	12	7-1/8	20	16d	6	8	10d	2980	3425	3505	1840	2580	2945	2945	1545	
2 x 6 terminal	HHC26	---	12	5-7/16	20	16d	5	--	10d	2980	3425	3505	1015	2580	2945	2945	1545	130
2 x 8 terminal	HHC28	---	12	7-3/16	24	16d	6	--	10d	3505	3505	3505	1840	2945	2945	2945	1545	
2 x 6 terminal	HJHC26	MTHM	12	5-7/16	20	16d	5	2	10d	2980	3425	3505	1840	2580	2945	2945	1545	
2 x 8 terminal	HJHC28	---	12	7-3/16	24	16d	6	2	10d	3505	3505	3505	1840	2945	2945	2945	1545	
2 x 6 terminal	HTHJ26-18	---	18	5	16	16d	7	5	16d	2190	2520	2740	1790	1870	2155	2340	1505	11, F12

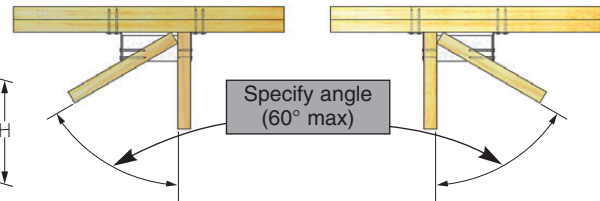
1) Uplift loads have been increased 60% for wind or seismic loads; no further increase shall be permitted.
 2) Loading published for total load of hip / jack connection.
 3) Minimum nail penetration is 1-5/8" for 16d nails.

HJC Specialty Options Chart

Option	Hip Truss Skew
Range	30° to 60°
Allowable Loads	100% of table load
Ordering	Add SK, angle of hip required, to product number. Ex. HJC26-SK55



HJC (skewed)



Typical **HJC (skewed)** installation with alternate skew angle top view