

TFI & THO – Engineered for I-Joist to header applications. Offers full lateral support of the I-Joist top chord, eliminating the need for web stiffeners in most applications. Raised dimple nailing guides help assure correct 45° nailing into the I-Joist bottom flange. The THO's feature the patented Seat Cleat® that allows for quick, positive seating. The Seat Cleat® will hold the I-Joist in place, eliminating spring back during nailing in the bottom flange.

TFL – Features 1 1/2" top flange depth that accommodates all header types as well as back-to-back installations. Also features USP's patented Seat Cleat® for quick, positive seating.

BPH – These hangers are used to support LVL, LSL, and PSL beams and headers in light-to-medium load conditions.

Materials: See EWP Top Mount Hangers charts, pages 127-134.

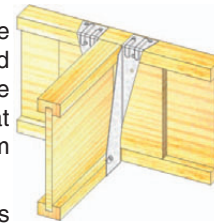
Finish: G90 galvanizing

Codes: ESR-1178, ESR-1831, ESR-1280, ESR-1781, FL815, FL822, FL11664, FL1190, **FL13285**, L.A. City RR 25749, L.A. City RR 25836, **L.A. City RR 25843**

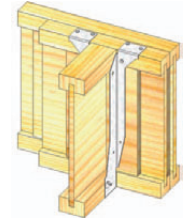
Patents: #5,564,248 – **THO & TFL**

Installation:

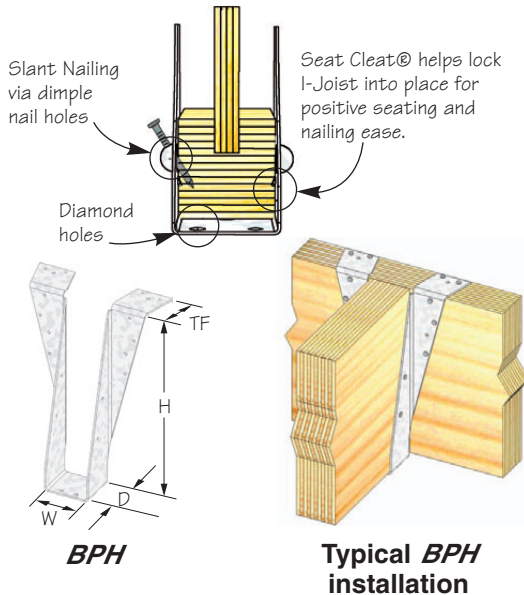
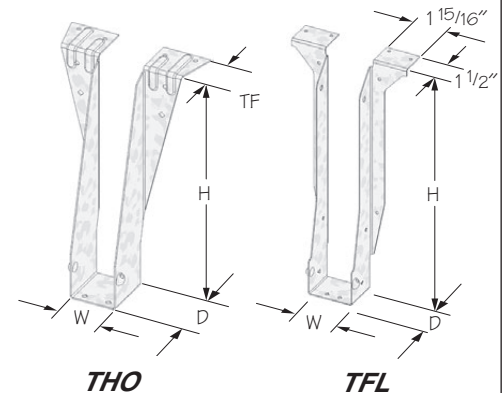
- Use all specified fasteners. See Product Notes, page 11.
- Refer to the top mount chart for applications requiring web stiffeners.
- Requirements for web stiffener from the I-Joist manufacturer should be followed, even if web stiffeners are not required in USP literature.
- For BPH welded installation, see page 198.
- Uplift capacity for THO and TFL single ply hangers installed without joist nails = 85 lbs. Refer to THO, TFL, & THF Single Ply I-Joist Hangers Technical Bulletin – USP1040.



Typical THO installation



Typical TFL installation



Nailer Options – chart represents maximum allowable loads for hangers used on wood nailers. Reference page 115.

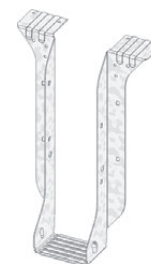
USP Series	Nailer Size	Fastener Schedule ^{1,2}				Allowable Loads (Lbs.) ³			
		Header		Joist		DF-L / SP		S-P-F	
		Qty	Type	Qty	Type	100%	160%	100%	160%
TFL	2X	6	10d x 1-1/2	2	10d x 1-1/2	1270	360	1090	310
	3X	6	16d x 2-1/2	2	10d x 1-1/2	1600	360	1375	310
	(2) 2X	6	10d	2	10d x 1-1/2	1280	360	1100	310
	4X	6	16d	2	10d x 1-1/2	1760	360	1515	310
THO	2X	6	10d x 1-1/2	2	10d x 1-1/2	1360	360	1170	310
	3X	6	16d x 2-1/2	2	10d x 1-1/2	1470	360	1265	310
	(2) 2X	6	10d	2	10d x 1-1/2	1365	360	1175	310
	4X	6	16d	2	10d x 1-1/2	1535	360	1320	310
THO (Double)	2X	6	10d x 1-1/2	6	10d	1455	360	1250	310
	3X	6	16d x 2-1/2	6	10d	2335	500	2010	430
	(2) 2X	10	10d	6	10d	2370	500	2040	430
	4X	10	16d	6	10d	2665	500	2290	430
TFI	4X	6	16d	2	10d x 1-1/2	2560	360	2200	310
	4X	10	16d	2	10d x 1-1/2	3245	360	2790	310
BPH	2X	6	10d x 1-1/2	4	10d x 1-1/2	2080	230	1790	200
	3X	8	16d x 2-1/2	4	10d x 1-1/2	2360	535	2030	460
	(2) 2X	8	10d	4	10d x 1-1/2	2310	535	1985	460
	4X	8	16d	4	10d x 1-1/2	2245	535	1930	460

1) 10d x 1-1/2 nails are 9 gauge (0.148" diameter) by 1-1/2" long.
 2) 16d x 2-1/2 nails are 8 gauge (0.162" diameter) by 2-1/2" long.
 3) Listed loads shall not be increased.
 4) Uplift loads have been increased 60% for wind or seismic loads; no further increase shall be permitted.

BPH Specialty Options Chart – refer to Specialty Options pages 194 and 196 for additional details.

Option	Skewed ^{1,3}	Sloped Seat ^{2,3}	Sloped / Skewed ^{1,2,3}	Sloped Top Flange ⁴
Range	1" to 50"	1" to 45"	See Sloped Seat and Skewed	0" to 45"
Allowable Loads	100% of table load	100% of table load	100% of table load	Reduce allowable table loads using straight-line interpolation
Ordering	Add SK, angle required, and right (R) or left (L), to product number. Ex. BPH3595-SK45R	Add SL, slope required, and up (U) or down (D), to product number. Ex. BPH3595-SL30D	See Sloped Seat and Skewed. Ex. BPH3595-SK45RSL30D	Add SF, angle required and right (R) or left (L), to product number. Ex. BPH3595-SF30L

1) Skewed hangers with skews greater than 15° may have all joist nailing on outside flange.
 2) Sloped or sloped / skewed hangers with slopes greater than 15° may have additional joist nails.
 3) All sloped, skewed or combinations require bevel cut on joist in all applications and web stiffeners with I-joists.
 4) Sloped top flanges with slopes greater than 15° may have additional header nails.



TFI

EWP TOP MOUNT HANGER CHARTS



EWP Hangers

© Copyright 2011 USP Structural Connectors®

Joist Size	USP Stock No.	Ref. No.	Web Stiffener Req'd.	Steel Gauge	Dimensions					Fastener Schedule ^{2,3,4}				100% Allowable Loads (Lbs.) ^{1,5,7}							DF-L/SP Uplift ⁶	Code Ref.
					W	H	D	L	TF	Header		Joist		Header Material								
										Qty	Type	Qty	Type	DF-L/SP L-Joist ⁸	LVL	PSL	L3L	DF-L/SP	SPF	Masonry		
1-1/2 x 9-1/4	THO15925	ITT29.25	--	18	1-9/16	9-1/4	2	--	1-1/2	6	10d	2	10d x 1-1/2	1005	1345	1290	1335	1005	845	--	230	5, F30, R5
	BPH15925	LBV1.56/9.25	x	12	1-9/16	9-1/4	2-3/8	--	1-1/2	10	16d	4	10d x 1-1/2	--	3120	3065	3065	2705	1990	--	625	10, F16, R14
	MPH210	WM210, WM29.25	--	12	1-9/16	9-1/4	2-1/2	7	3-3/4	2	16d duplex	2	10d x 1-1/2	--	--	--	--	--	--	2585	--	5, F30, R5
1-1/2 x 9-1/2	THO15950	ITT29.5	--	18	1-1/2	9-1/2	2	--	1-1/2	6	10d	2	10d x 1-1/2	1090	1345	1290	1335	1090	915	--	270	5, F30, R5
	BPH1595	LBV1.56/9.5, MIT29.5	x	12	1-9/16	9-1/2	2-3/8	--	1-1/2	10	16d	4	10d x 1-1/2	--	3120	3065	3065	2705	1990	--	625	10, F16, R14
	MPH1595	WM29.5	--	12	1-9/16	9-1/2	2-1/2	7	3-3/4	2	16d duplex	2	10d x 1-1/2	--	--	--	--	--	--	2585	--	5, F30, R5
1-1/2 x 11-1/4	BPH15112	LBV1.56/11.25	x	12	1-9/16	11-1/4	2-3/8	--	1-1/2	10	16d	4	10d x 1-1/2	--	3120	3065	3065	2705	1990	--	625	10, F16, R14
	MPH212	WM211.25, WM212	--	12	1-9/16	11-1/4	2-1/2	7	3-3/4	2	16d duplex	2	10d x 1-1/2	--	--	--	--	--	--	2585	--	5, F30, R5
1-1/2 x 11-7/8	THO15118	ITT211.88, MIT211.88	--	18	1-1/2	11-7/8	2	--	1-9/16	6	10d	2	10d x 1-1/2	1205	1345	1290	1335	1205	1015	--	270	5, F30, R5
	BPH15118	LBV1.56/11.88	x	12	1-9/16	11-7/8	2-3/8	--	1-1/2	10	16d	4	10d x 1-1/2	--	3120	3065	3065	2705	1990	--	625	10, F16, R14
	MPH15118	WM211.88	--	12	1-9/16	11-7/8	2-1/2	7	3-3/4	2	16d duplex	2	10d x 1-1/2	--	--	--	--	--	--	2585	--	5, F30, R5
1-1/2 x 14	THO15140	ITT214	--	16	1-9/16	14	2-3/8	--	1-1/2	10	10d	2	10d x 1-1/2	1030	1030	1030	1030	1030	865	--	230	5, F30, R5
	BPH1514	LBV1.56/14	x	12	1-9/16	14	2-3/8	--	1-1/2	10	16d	4	10d x 1-1/2	--	3120	3065	3065	2705	1990	--	625	10, F16, R14
	MPH1514	---	--	12	1-9/16	14	2-1/2	7	3-3/4	2	16d duplex	2	10d x 1-1/2	--	--	--	--	--	--	2585	--	5, F30, R5
1-5/8 x 9-1/2	THO16950	---	--	18	1-11/16	9-1/2	2	--	1-1/2	6	10d	2	10d x 1-1/2	1005	1345	1290	1335	1005	845	--	230	5, F30, R5
1-5/8 x 11-1/4	THO16112	---	--	16	1-11/16	11-1/4	2	--	1-1/2	6	10d	2	10d x 1-1/2	1030	1345	1290	1335	1030	865	--	230	5, F30, R5
1-5/8 x 11-7/8	THO16118	---	--	16	1-11/16	11-7/8	2	--	1-1/2	6	10d	2	10d x 1-1/2	1030	1345	1290	1335	1030	865	--	230	5, F30, R5
1-5/8 x 14	THO16140	---	--	16	1-11/16	14	3	--	1-3/4	10	10d	2	10d x 1-1/2	1030	1030	1030	1030	1030	865	--	230	5, F30, R5
1-3/4 x 7-1/4	PHXU17725	LBV1.81/7.25, WP1.81/7.25	x	7	1-13/16	7-1/4	3-1/4	10	2-1/2	8	16d	6	10d x 1-1/2	--	4420	4425	4425	4425	3070	--	1035	8, R9
1-3/4 x 9-1/4	BPH17925	ITT9.25, LBV1.81/9.25	x	12	1-13/16	9-1/4	2-3/8	--	1-11/16	10	16d	4	10d x 1-1/2	--	3340	3395	3395	3030	2245	--	625	10, F16, R14
	PHM17925	WP9.25	x	7/10	1-13/16	9-1/4	2-1/2	7	3	2	16d	2	10d x 1-1/2	--	3535	3330	3080	2865	2865	--	--	--
	PHXU17925	WPU1.81/9.25	x	7	1-13/16	9-1/4	3-1/4	10	2-1/2	8	16d	6	10d x 1-1/2	--	4420	4425	4425	4425	3070	--	1035	8, F14, R9
1-3/4 x 9-1/2	THO17950	ITS1.81/9.5, ITT9.5	--	18	1-3/4	9-1/2	2	--	1-1/2	6	10d	2	10d x 1-1/2	1260	1345	1290	1335	1260	1060	--	270	5, F30, R5
	BPH1795	LBV1.81/9.5, MIT9.5	x	12	1-13/16	9-1/2	2-3/8	--	1-11/16	10	16d	4	10d x 1-1/2	--	3340	3395	3395	3030	2245	--	625	10, F16, R14
	PHM1795	WP9	x	7/10	1-13/16	9-1/2	2-1/2	7	3	2	16d	2	10d x 1-1/2	--	3535	3330	3080	2865	2865	--	--	--
	PHXU1795	---	x	7	1-13/16	9-1/2	3-1/4	10	2-1/2	8	16d	6	10d x 1-1/2	--	4420	4425	4425	4425	3070	--	1035	8, F14, R9
	MPH1795	WM9	--	12	1-13/16	9-1/2	2-1/2	7	3-3/4	2	16d duplex	2	10d x 1-1/2	--	--	--	--	--	--	2975	--	5, F30, R5
1-3/4 x 11-1/4	BPH17112	LBV1.81/11.25	x	12	1-13/16	11-1/4	2-3/8	--	1-11/16	10	16d	4	10d x 1-1/2	--	3340	3395	3395	3030	2245	--	625	10, F16, R14
	PHM17112	---	x	7/10	1-13/16	11-1/4	2-1/2	7	3	2	16d	2	10d x 1-1/2	--	3535	3330	3080	2865	2865	--	--	--
	PHXU17112	WPU1.81/11.25	x	7	1-13/16	11-1/4	3-1/4	10	2-1/2	8	16d	6	10d x 1-1/2	--	4420	4425	4425	4425	3070	--	1035	8, F14, R9
1-3/4 x 11-7/8	THO17118	ITS1.81/11.88, ITT11.88, MIT11.88	--	18	1-3/4	11-7/8	2	--	1-9/16	6	10d	2	10d x 1-1/2	1305	1345	1290	1335	1305	1095	--	270	5, F30, R5
	BPH17118	BA1.81/11.88, LBV1.81/11.88	x	12	1-13/16	11-7/8	2-3/8	--	1-11/16	10	16d	4	10d x 1-1/2	--	3340	3395	3395	3030	2245	--	625	10, F16, R14
	PHM17118	WP11	x	7/10	1-13/16	11-7/8	2-1/2	7	3	2	16d	2	10d x 1-1/2	--	3535	3330	3080	2865	2865	--	--	--
	PHXU17118	WPU1.81/11.88	x	7	1-13/16	11-7/8	3-1/4	10	2-1/2	8	16d	6	10d x 1-1/2	--	4420	4425	4425	4425	3070	--	1035	8, F14, R9
	MPH17118	WM11	--	12	1-13/16	11-7/8	2-1/2	7	3-3/4	2	16d duplex	2	10d x 1-1/2	--	--	--	--	--	--	2975	--	5, F30, R5
1-3/4 x 14	TFL1714	ITS1.81/14, ITT14	--	18	1-13/16	14	2	--	1-1/2	6	10d	2	10d x 1-1/2	1245	1645	1600	1700	1600	1230	--	360	1, F27
	BPH1714	LBV1.81/14, MIT1.81/14	x	12	1-13/16	14	2-3/8	--	1-11/16	10	16d	4	10d x 1-1/2	--	3340	3395	3395	3030	2245	--	625	10, R14
	PHM1714	WP14	x	7/10	1-13/16	14	2-1/2	7	3	2	16d	2	10d x 1-1/2	--	3535	3330	3080	2865	2865	--	--	10, F16, R14
	PHXU1714	WPU1.81/14	x	7	1-13/16	14	3-1/4	10	2-1/2	8	16d	6	10d x 1-1/2	--	4420	4425	4425	4425	3070	--	1035	8, F14, R9
	MPH1714	WM14	--	12	1-13/16	14	2-1/2	7	3-3/4	2	16d duplex	2	10d x 1-1/2	--	--	--	--	--	--	2975	--	5, F30, R5
1-3/4 x 16	TFL1716	ITS1.81/16, ITT16	--	18	1-13/16	16	2	--	1-1/2	6	10d	2	10d x 1-1/2	1245	1645	1600	1700	1600	1230	--	360	1, F27
	BPH1716	B1.81/16, LBV1.81/16, MIT1.81/16	x	12	1-13/16	16	2-3/8	--	1-11/16	10	16d	4	10d x 1-1/2	--	3340	3395	3395	3030	2245	--	625	10, F16, R14
	PHM1716	WP16	x	7/10	1-13/16	16	2-1/2	7	3	2	16d	2	10d x 1-1/2	--	3535	3330	3080	2865	2865	--	--	--
	MPH1716	WM16	--	12	1-13/16	16	2-1/2	7	3-3/4	2	16d duplex	2	10d x 1-1/2	--	--	--	--	--	--	2975	--	5, F30, R5
2 - 2-1/8 x 9-1/2	TFL2095	ITS2.06/9.5, ITT2.06/9.5, ITT2.1/9.5	--	18	2-1/8	9-1/2	2	--	1-1/2	6	10d	2	10d x 1-1/2	1245	1645	1600	1700	1600	1230	--	360	1, F27
2 - 2-1/8 x 11-7/8	TFL20118	ITS2.06/11.88, ITT2.06/11.88, ITT2.1/11.88	--	18	2-1/8	11-7/8	2	--	1-1/2	6	10d	2	10d x 1-1/2	1245	1645	1600	1700	1600	1230	--	360	1, F27

See footnotes on page 128.

EWP TOP MOUNT HANGER CHARTS CONTINUED



© Copyright 2011 USP Structural Connectors®

Joist Size	USP Stock No.	Ref. No.	Web Stiffener Req'd.	Sheet Gauge	Dimensions					Fastener Schedule ^{2,3,4,8}				100% Allowable Loads (Lbs.) ^{1,5,7}							DF-L/SP Uplift	Code Ref.
					W	H	D	L	TF	Header		Joist		Header Material								
										Qty	Type	Qty	Type	DF-L/SP L-joist ⁹	LVL	PSL	LSL	DF-L/SP	SPF	Masonry		
					Qty	Type	Qty	Type	DF-L/SP L-joist ⁹	LVL	PSL	LSL	DF-L/SP	SPF	Masonry	160%						
2-1/2 x 20	TFI320	HIT320, LBV2.56/20, MIT320	--	16	2-9/16	20	2-1/2	--	2	6	16d	2	10d x 1-1/2	--	2560	2235	2265	2560	1660	--	360	2, F20, R12
	MPH2520	--	x	12	2-1/2	20	2-1/2	7	3-3/4	2	16d duplex	2	10d x 1-1/2	--	--	--	--	--	--	4145	--	5, F30, R5
2-1/2 x 22	TFI322	HIT322, LBV2.56/22, WPI322	--	16	2-9/16	22	2-1/2	--	2	10	16d	2	10d x 1-1/2	--	3245	2920	2950	3245	2345	--	360	2, R12
	MPH2522	--	x	12	2-1/2	22	2-1/2	7	3-3/4	2	16d duplex	2	10d x 1-1/2	--	--	--	--	--	--	4145	--	5, F30, R5
2-1/2 x 24	TFI324	HIT324, LBV2.56/24, WPI324	--	16	2-9/16	24	2-1/2	--	2	10	16d	2	10d x 1-1/2	--	3245	2920	2950	3245	2345	--	360	2, F20, R12
	MPH2524	--	x	12	2-1/2	24	2-1/2	7	3-3/4	2	16d duplex	2	10d x 1-1/2	--	--	--	--	--	--	4145	--	5, F30, R5
2-1/2 x 26	TFI326	HIT326, LBV2.56/26, WPI326	--	16	2-9/16	26	2-1/2	--	2	10	16d	2	10d x 1-1/2	--	3245	2920	2950	3245	2345	--	360	2, F20, R12
	MPH2526	--	x	12	2-1/2	26	2-1/2	7	3-3/4	2	16d duplex	2	10d x 1-1/2	--	--	--	--	--	--	4145	--	5, F30, R5
2-5/8 x 9-1/2	THO26950	--	--	18	2-11/16	9-1/2	2-3/8	--	2	10	10d	2	10d x 1-1/2	1625	1625	1625	1625	1625	1365	--	265	5, F30, R5
2-5/8 x 11-7/8	THO26118	--	--	16	2-11/16	11-7/8	2-3/8	--	2	10	10d	2	10d x 1-1/2	1835	1835	1835	1835	1835	865	--	265	5, F30, R5
2-5/8 x 14	THO26140	--	--	18	2-11/16	14	2-3/8	--	2	12	10d	2	10d x 1-1/2	2715	2715	2715	2715	2300	--	265	5, F30, R5	
2-5/8 x 16	THO26160	--	--	18	2-11/16	16	2-3/8	--	2	12	10d	2	10d x 1-1/2	2715	2715	2715	2715	2300	--	265	5, F30, R5	
2-11/16 x 9-1/4	PHXU27925	HWU2.75/9.25	--	7	2-3/4	9-1/4	3-1/4	10	2-1/2	8	16d	6	10d x 1-1/2	--	6020	5785	6020	5285	3590	--	970	8, F14, R9
	HLBH27925	GLTV2.75/9.25	x	7	2-3/4	9-1/4	6	12	2-3/4	15	NA16D-RS	6	10d x 1-1/2	--	10225	10540	9600	9600	8915	--	1380	10, F16, R14
2-11/16 x 9-1/2	PHXU2795	--	--	7	2-3/4	9-1/2	3-1/4	10	2-1/2	8	16d	6	10d x 1-1/2	--	6020	5785	6020	5285	3590	--	970	8, F14, R9
	HLBH2795	GLTV2.75/9.5	x	7	2-3/4	9-1/2	6	12	2-3/4	15	NA16D-RS	6	10d x 1-1/2	--	10225	10540	9600	9600	8915	--	1380	10, F16, R14
2-11/16 x 11-1/4	PHXU27112	--	--	7	2-3/4	11-1/4	3-1/4	10	2-1/2	8	16d	6	10d x 1-1/2	--	6020	5785	6020	5285	3590	--	970	8, F14, R9
	HLBH27112	GLTV2.75/11.25	x	7	2-3/4	11-1/4	6	12	2-3/4	15	NA16D-RS	6	10d x 1-1/2	--	10225	10540	9600	9600	8915	--	1380	10, F16, R14
2-11/16 x 11-7/8	PHXU27118	--	--	7	2-3/4	11-7/8	3-1/4	10	2-1/2	8	16d	6	10d x 1-1/2	--	6020	5785	6020	5285	3590	--	970	8, F14, R9
	HLBH27118	GLTV2.75/11.88	x	7	2-3/4	11-7/8	6	12	2-3/4	15	NA16D-RS	6	10d x 1-1/2	--	10225	10540	9600	9600	8915	--	1380	10, F16, R14
2-11/16 x 14	PHXU2714	--	--	7	2-3/4	14	3-1/4	10	2-1/2	8	16d	6	10d x 1-1/2	--	6020	5785	6020	5285	3590	--	970	8, F14, R9
	HLBH2714	GLTV2.75/14	x	7	2-3/4	14	6	12	2-3/4	15	NA16D-RS	6	10d x 1-1/2	--	10225	10540	9600	9600	8915	--	1380	10, F16, R14
2-11/16 x 16	PHXU2716	--	--	7	2-3/4	16	3-1/4	10	2-1/2	8	16d	6	10d x 1-1/2	--	6020	5785	6020	5285	3590	--	970	8, F14, R9
	HLBH2716	GLTV2.75/16	x	7	2-3/4	16	6	12	2-3/4	15	NA16D-RS	6	10d x 1-1/2	--	10225	10540	9600	9600	8915	--	1380	10, F16, R14
3 x 9-1/4	BPH31925	LBV3.12/9.25	x	12	3-1/8	9-1/4	3	--	2-3/32	10	16d	4	10d	--	3440	3510	3775	3440	2815	--	625	10, F16, R14
	PHXU31925	WP29.25-2	x	7	3-1/8	9-1/4	3-1/4	10	2-1/2	8	16d	6	10d x 1-1/2	--	6020	5785	6020	5285	3590	--	970	130
	MPH210-2	WM210-2, WM29.25-2	x	12	3-1/8	9-1/4	2-1/2	7	3-3/4	2	16d duplex	2	10d	--	--	--	--	--	--	4280	--	5, F30, R5
3 x 9-1/2	THO15950-2	MIT29.5-2	x	16	3-1/16	9-1/2	2-3/8	--	1-1/2	10	16d	6	10d	2630	2330	2490	2490	2500	1860	--	1115	5, F30, R5
	BPH3195	LBV3.12/9.5	x	12	3-1/8	9-1/2	3	--	2-3/32	10	16d	4	10d	--	3440	3510	3775	3440	2815	--	625	10, F16, R14
	PHXU3195	WP29.5-2	x	7	3-1/8	9-1/2	3-1/4	10	2-1/2	8	16d	6	10d x 1-1/2	--	6020	5785	6020	5285	3590	--	970	130
	MPH1595-2	WM29.5-2	x	12	3-1/8	9-1/2	2-1/2	7	3-3/4	2	16d duplex	2	10d	--	--	--	--	--	--	4280	--	5, F30, R5
3 x 11-1/4	BPH31112	LBV3.12/11.25	x	12	3-1/8	11-1/4	3	--	2-3/32	10	16d	4	10d	--	3440	3510	3775	3440	2815	--	625	10, F16, R14
	PHXU31112	WP211.25-2	x	7	3-1/8	11-1/4	3-1/4	10	2-1/2	8	16d	6	10d x 1-1/2	--	6020	5785	6020	5285	3590	--	970	130
	MPH15112-2	WM211.25-2	x	12	3-1/8	11-1/4	2-1/2	7	3-3/4	2	16d duplex	2	10d	--	--	--	--	--	--	4280	--	5, F30, R5
3 x 11-7/8	THO15118-2	MIT211.88-2	x	16	3-1/16	11-7/8	2-3/8	--	1-1/2	10	16d	6	10d	2630	2330	2465	2465	2490	1845	--	1115	5, F30, R5
	BPH31118	LBV3.12/11.88	x	12	3-1/8	11-7/8	3	--	2-3/32	10	16d	4	10d	--	3440	3510	3775	3440	2815	--	625	10, F16, R14
	PHXU31118	WP211.88-2	x	7	3-1/8	11-7/8	3-1/4	10	2-1/2	8	16d	6	10d x 1-1/2	--	6020	5785	6020	5285	3590	--	970	130
	MPH15118-2	WM211.88-2	x	12	3-1/8	11-7/8	2-1/2	7	3-3/4	2	16d duplex	2	10d	--	--	--	--	--	--	4280	--	5, F30, R5
3 x 14	BPH3114	LBV3.12/14	x	12	3-1/8	14	3	--	2-3/32	10	16d	4	10d	--	3440	3510	3775	3440	2815	--	625	10, F16, R14
	PHXU3114	--	x	7	3-1/8	14	3-1/4	10	2-1/2	8	16d	6	10d x 1-1/2	--	6020	5785	6020	5285	3590	--	970	130
3-1/2 x 9-1/4	THO35925	ITT49.25	--	16	3-9/16	9-1/4	2-3/8	--	2-1/2	10	10d	2	10d x 1-1/2	2050	2050	2050	2050	2050	1720	--	265	5, F30, R5
	BPH35925	BA410, LBV3.56/9.25	x	12	3-9/16	9-1/4	2-3/8	--	2-3/8	10	16d	4	10d	--	3485	3510	3775	3485	3280	--	815	10, F16, R14
	PHM35925	WPI49.25	x	7/10	3-5/8	9-1/4	2-1/2	7	3	2	16d	2	10d	--	3745	3570	3080	3255	3255	--	--	--
	PHXU35925	HB3.56/9.25, HWI49.25, HWU3.56/9.25	x	7	3-9/16	9-1/4	3-1/4	10	2-1/2	8	16d	6	10d	--	6650	5785	6420	5285	3590	--	1290	8, F14, R9
	HLBH35925	--	x	7	3-5/8	9-1/4	6	12	3-1/8	15	NA16D-RS	6	16d	--	10620	10565	9600	9600	8915	--	1420	10, F16, R14
	MPH410	WM410	--	12	3-9/16	9-1/4	2-1/2	7	3-3/4	2	16d duplex	2	10d	--	--	--	--	--	--	4280	--	5, F30, R5

continued on next page

EWP TOP MOUNT HANGER CHARTS CONTINUED



© Copyright 2011 USP Structural Connectors®

Joist Size	USP Stock No.	Ref. No.	Web Stiffener Req'd.	Steel Gauge	Dimensions					Fastener Schedule ^{2,3,4,8}				100% Allowable Loads (Lbs.) ^{1,5,7}							DF-L/SP Uplift ⁶	Code Ref.
					W	H	D	L	TF	Header		Joist		Header Material								
										Qty	Type	Qty	Type	DF-L/SP I-Joist ⁹	LVL	PSL	LSL	DF-L/SP	SPF	Masonry		
3-1/2 x 16	THO35160	ITT416	--	18	3-9/16	16	2-3/8	--	2-1/2	12	10d	2	10d x 1-1/2	2715	2715	2715	2715	2715	2280	--	265	5, F30, R5
	TFI416	MIT416	--	16	3-9/16	16	2-1/2	--	2-1/8	6	16d	2	10d x 1-1/2	--	2560	2235	2265	2560	1660	--	360	2, F20, R12
	BPH3516	B3.56/16, BA3.56/16, LBV3.56/16	x	12	3-9/16	16	2-3/4	--	2-1/32	10	16d	6	10d	--	3430	3510	3775	3430	3280	--	1140	10, F16, R14
	PHM3516	WPI416	x	7/10	3-5/8	16	2-1/2	7	3	2	16d	2	10d	--	3745	3570	3080	3255	3255	--	--	
	PHXU3516	GLTV3.516, HB3.56/16, HWI416, HWU3.56/16, WPU3.56/16	x	7	3-9/16	16	3-1/4	10	2-1/2	8	16d	6	10d	--	6650	5785	6420	5285	3590	--	1290	8, F14, R9
	HLBH3516	HGLTV3.516	x	7	3-5/8	16	6	12	3-1/8	15	NA16D-RS	6	16d	--	10620	10565	9600	9600	8915	--	1420	10, F16, R14
MPH3516	WMI416	--	12	3-1/2	16	2-1/2	7	3-3/4	2	16d duplex	2	10d	--	--	--	--	--	--	4280	--	5, F30, R5	
3-1/2 x 18	TFI418	HIT418, MIT418	--	16	3-9/16	18	2-1/2	--	2-1/8	6	16d	2	10d x 1-1/2	--	2560	2235	2265	2560	1660	--	360	2, F20, R12
	BPH3518	LBV3.56/18	x	12	3-9/16	18	2-3/4	--	2-1/32	10	16d	6	10d	--	3430	3510	3775	3430	3280	--	1140	10, F16, R14
	PHM3518	WPI418	x	7/10	3-5/8	18	2-1/2	7	3	2	16d	2	10d	--	3745	3570	3080	3255	3255	--	--	
	PHXU3518	GLTV3.518, HB3.56/18, HWI418, HWU3.56/18, WPU3.56/18	x	7	3-9/16	18	3-1/4	10	2-1/2	8	16d	6	10d	--	6650	5785	6420	5285	3590	--	1290	8, F14, R9
	HLBH3518	HGLTV3.518	x	7	3-5/8	18	6	12	3-1/8	15	NA16D-RS	6	16d	--	10620	10565	9600	9600	8915	--	1420	10, F16, R14
	MPH3518	WMI418	x	12	3-1/2	18	2-1/2	7	3-3/4	2	16d duplex	2	10d	--	--	--	--	--	--	4280	--	5, F30, R5
3-1/2 x 20	TFI420	MIT420	--	16	3-9/16	20	2-1/2	--	2-1/8	6	16d	2	10d x 1-1/2	--	2560	2235	2265	2560	1660	--	360	2, F20, R12
	BPH3520	HIT420, LBV3.56/20	x	12	3-9/16	20	2-3/4	--	2-1/32	10	16d	6	10d	--	3430	3510	3775	3430	3280	--	1140	10, F16, R14
	PHM3520	WPI420	x	7/10	3-5/8	20	2-1/2	7	3	2	16d	2	10d	--	3745	3570	3080	3255	3255	--	--	
	PHXU3520	HB3.56/20, HWI420, WPU3.56/20	x	7	3-9/16	20	3-1/4	10	2-1/2	8	16d	6	10d	--	6650	5785	6420	5285	3590	--	1290	8, F14, R9
	HLBH3520	--	x	7	3-5/8	20	6	12	3-1/8	15	NA16D-RS	6	16d	--	10620	10565	9600	9600	8915	--	1420	10, F16, R14
	MPH3520	WMI420	x	12	3-1/2	20	2-1/2	7	3-3/4	2	16d duplex	2	10d	--	--	--	--	--	--	4280	--	5, F30, R5
3-1/2 x 22	TFI422	HIT422	--	16	3-9/16	22	2-1/2	--	2-1/8	10	16d	2	10d x 1-1/2	--	3245	2920	2950	3245	2345	--	360	2, F20, R12
	BPH3522	HIT3522, LBV3.56/22	x	12	3-9/16	22	2-3/4	--	2-1/32	10	16d	6	10d	--	3430	3510	3775	3430	3280	--	1140	10, F16, R14
	PHM3522	HWI422, WPI422	x	7/10	3-5/8	22	2-1/2	7	3	2	16d	2	10d	--	3745	3570	3080	3255	3255	--	--	
	PHXU3522	HB3.56/22, WPU3.56/22	x	7	3-9/16	22	3-1/4	10	2-1/2	8	16d	6	10d	--	6650	5785	6420	5285	3590	--	1290	8, F14, R9
3-1/2 x 24	TFI424	HIT424, LBV3.56/24	--	16	3-9/16	24	2-1/2	--	2-1/8	10	16d	2	10d x 1-1/2	--	3245	2920	2950	3245	2345	--	360	2, F20, R12
	BPH3524	--	x	12	3-9/16	24	2-3/4	--	2-1/32	10	16d	6	10d	--	3430	3510	3775	3430	3280	--	1140	10, F16, R14
	PHM3524	HWI424, WPI424	x	7/10	3-5/8	24	2-1/2	7	3	2	16d	2	10d	--	3745	3570	3080	3255	3255	--	--	
	PHXU3524	HB3.56/24, WPU3.56/24	x	7	3-9/16	24	3-1/4	10	2-1/2	8	16d	6	10d	--	6650	5785	6420	5285	3590	--	1290	8, F14, R9
3-1/2 x 26	TFI426	HIT426	--	16	3-9/16	26	2-1/2	--	2-1/8	10	16d	2	10d x 1-1/2	--	3245	2920	2950	3245	2345	--	360	2, F20, R12
	BPH3526	LBV3.56/26	x	12	3-9/16	26	2-3/4	--	2-1/32	10	16d	6	10d	--	3430	3510	3775	3430	3280	--	1140	10, F16, R14
	PHM3526	HWI426, WPI426	x	7/10	3-5/8	26	2-1/2	7	3	2	16d	2	10d	--	3745	3570	3080	3255	3255	--	--	
	PHXU3526	HB3.56/26, WPU3.56/26	x	7	3-9/16	26	3-1/4	10	2-1/2	8	16d	6	10d	--	6650	5785	6420	5285	3590	--	1290	8, F14, R9
3-1/2 x 28	BPH3528	LBV3.56/28	x	12	3-9/16	28	2-3/4	--	2-1/32	10	16d	6	10d	--	3430	3510	3775	3430	3280	--	1140	10, F16, R14
	PHM3528	HWI428, WPI428	x	7/10	3-5/8	28	2-1/2	7	3	2	16d	2	10d	--	3745	3570	3080	3255	3255	--	--	
	PHXU3528	HB3.56/28, WPU3.56/28	x	7	3-9/16	28	3-1/4	10	2-1/2	8	16d	6	10d	--	6650	5785	6420	5285	3590	--	1290	8, F14, R9
3-1/2 x 30	BPH3530	LBV3.56/30	x	12	3-9/16	30	2-3/4	--	2-1/32	10	16d	6	10d	--	3430	3510	3775	3430	3280	--	1140	10, F16, R14
	PHM3530	HWI430, WPI430	x	7/10	3-5/8	30	2-1/2	7	3	2	16d	2	10d	--	3745	3570	3080	3255	3255	--	--	
	PHXU3530	HB3.56/30	x	7	3-9/16	30	3-1/4	10	2-1/2	8	16d	6	10d	--	6650	5785	6420	5285	3590	--	1290	8, F14, R9
3-1/2 x 32	BPH3532	--	x	12	3-9/16	32	2-3/4	--	2-1/32	10	16d	6	10d	--	3430	3510	3775	3430	3280	--	1140	10, F16, R14
	PHM3532	HWI432, WPI432	x	7/10	3-5/8	32	2-1/2	7	3	2	16d	2	10d	--	3745	3570	3080	3255	3255	--	--	
	PHXU3532	--	x	7	3-9/16	32	3-1/4	10	2-1/2	8	16d	6	10d	--	6650	5785	6420	5285	3590	--	1290	130
4 - 4-3/16 x 9-1/2	THO20950-2	LBV4.12/9.5, LBV4.28/9.5, MIT4.28/9.5	x	16	4-3/16	9-1/2	3	--	2	10	16d	6	10d	2630	2330	2665	2665	2665	2240	--	1115	5, F30, R5
	PHM4295	--	x	7/10	4-3/16	9-1/2	2-1/2	7	3	2	16d	2	10d	--	3745	3570	3080	3255	3255	--	--	130

EWP TOP MOUNT HANGER CHARTS CONTINUED



© Copyright 2011 USP Structural Connectors®

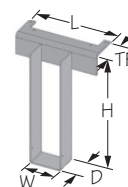
Joist Size	USP Stock No.	Ref. No.	Web Stiffener Req'd.	Steel Gauge	Dimensions					Fastener Schedule ^{2,3,4,8}				100% Allowable Loads (Lbs.) ^{1,5,7}							DF-L/SP Uplift ⁶	Code Ref.
					W	H	D	L	TF	Header		Joist		Header Material								
										Qty	Type	Qty	Type	DF-L/SP Joists	LVL	PSL	LSL	DF-L/SP	SPF	Masonry		
5 x 26	PHM2526-2	WPI326-2	x	7/10	5-1/8	26	2-1/2	7	3	2	16d	2	10d	--	3745	3255	2965	3255	3255	--	--	10, F16, R14
5-1/4 x 9-1/4	PHXU55925	GLTV5.50/9.25, HB5.50/9.25, HWU5.50/9.25	x	7	5-1/2	9-1/4	3-1/4	11-1/2	3	8	16d	6	10d	--	6650	5785	6650	5285	3590	--	1290	8, F14, R9
	HLBH55925	--	x	7	5-9/16	9-1/4	6	12	3-1/8	15	NA16D-RS	6	16d	--	10620	10565	9600	9600	8915	--	1605	10, F16, R14
5-1/4 x 9-1/2	BPH5595	--	x	12	5-9/16	9-1/2	3	--	2-5/32	10	16d	4	10d	--	3450	3510	3775	3450	3280	--	815	10, R14
	PHM5595	WP5.50/9.5	x	7/10	5-5/8	9-1/2	2-1/2	7	3	2	16d	2	10d	--	3745	3665	3080	3390	3390	--	--	10, F16, R14
	PHXU5595	GLTV5.59, HB5.50/9.5, HWU5.50/9.5	x	7	5-1/2	9-1/2	3-1/4	11-1/2	2-1/2	8	16d	6	10d	--	6650	5785	6650	5285	3590	--	1290	8, F14, R9
	HLBH5595	HGLTV5.59	x	7	5-9/16	9-1/2	6	12	3-1/8	15	NA16D-RS	6	16d	--	10620	10565	9600	9600	8915	--	1605	10, F16, R14
	MPH5595	WM5.50/9.5	x	12	5-5/8	9-1/2	2-1/2	7	3-3/4	2	16d duplex	2	10d	--	--	--	--	--	--	4280	--	5, F30, R5
5-1/4 x 11-1/4	PHXU55112	GLTV5.50/11.25, HB5.50/11.25, HWU5.50/11.25	x	7	5-1/2	11-1/4	3-1/4	11-1/2	2-1/2	8	16d	6	10d	--	6650	5785	6650	5285	3590	--	1290	8, F14, R9
	HLBH55112	--	x	7	5-9/16	11-1/4	6	12	3-1/8	15	NA16D-RS	6	16d	--	10620	10565	9600	9600	8915	--	1605	10, F16, R14
5-1/4 x 11-7/8	BPH55118	--	x	12	5-9/16	11-7/8	2-1/2	--	2-1/32	10	16d	6	10d	--	3430	3510	3775	3430	3280	--	1220	10, R14
	PHM55118	--	x	7/10	5-5/8	11-7/8	2-1/2	7	3	2	16d	2	10d	--	3745	3665	3080	3390	3390	--	--	10, F16, R14
	PHXU55118	GLTV5.511, HB5.50/11.88, HWU5.50/11.88	x	7	5-1/2	11-7/8	3-1/4	11-1/2	2-1/2	8	16d	6	10d	--	6650	5785	6650	5285	3590	--	1290	8, F14, R9
	HLBH55118	HGLTV5.511	x	7	5-9/16	11-7/8	6	12	3-1/8	15	NA16D-RS	6	16d	--	10620	10565	9600	9600	8915	--	1605	10, F16, R14
	MPH55118	WM5.50/11.88	x	12	5-5/8	11-7/8	2-1/2	7	3-3/4	2	16d duplex	2	10d	--	--	--	--	--	--	4280	--	5, F30, R5
5-1/4 x 12	PHXU5512	HB5.50/12	x	7	5-1/2	12	3-1/4	11-1/2	2-1/2	8	16d	6	10d	--	6650	5785	6650	5285	3590	--	1290	8, F14, R9
	HLBH5512	--	x	7	5-9/16	12	6	12	3-1/8	15	NA16D-RS	6	16d	--	10620	10565	9600	9600	8915	--	1605	10, F16, R14
5-1/4 x 14	BPH5514	--	x	12	5-9/16	14	2-1/2	--	2-1/32	10	16d	6	10d	--	3430	3510	3775	3430	3280	--	1220	10, R14
	PHM5514	--	x	7/10	5-5/8	14	2-1/2	7	3	2	16d	2	10d	--	3745	3665	3080	3390	3390	--	--	10, F16, R14
	PHXU5514	GLTV5.514, HB5.50/14, HWU5.50/14	x	7	5-1/2	14	3-1/4	11-1/2	2-1/2	8	16d	6	10d	--	6650	5785	6650	5285	3590	--	1290	8, F14, R9
	HLBH5514	HGLTV5.514	x	7	5-9/16	14	6	12	3-1/8	15	NA16D-RS	6	16d	--	10620	10565	9600	9600	8915	--	1605	10, F16, R14
5-1/4 x 16	BPH5516	LBV5.12/16	x	12	5-9/16	16	2-1/2	--	2-1/32	10	16d	6	10d	--	3430	3510	3775	3430	3280	--	1220	10, R14
	PHM5516	--	x	7/10	5-5/8	16	2-1/2	7	3	2	16d	2	10d	--	3745	3665	3080	3390	3390	--	--	10, F16, R14
	PHXU5516	GLTV5.516, HB5.50/16, HWU5.50/16	x	7	5-1/2	16	3-1/4	11-1/2	2-1/2	8	16d	6	10d	--	6650	5785	6650	5285	3590	--	1290	8, F14, R9
	HLBH5516	HGLTV5.516	x	7	5-9/16	16	6	12	3-1/8	15	NA16D-RS	6	16d	--	10620	10565	9600	9600	8915	--	1605	10, F16, R14
5-1/4 x 18	BPH5518	--	x	12	5-9/16	18	2-1/2	--	2-1/32	10	16d	6	10d	--	3430	3510	3775	3430	3280	--	1220	10, R14
	PHM5518	--	x	7/10	5-5/8	18	2-1/2	7	3	2	16d	2	10d	--	3745	3665	3080	3390	3390	--	--	10, F16, R14
	PHXU5518	GLTV5.518, HB5.50/18	x	7	5-1/2	18	3-1/4	11-1/2	2-1/2	8	16d	6	10d	--	6650	5785	6650	5285	3590	--	1290	8, F14, R9
5-1/4 x 20	HLBH5518	HGLTV5.518	x	7	5-9/16	18	6	12	3-1/8	15	NA16D-RS	6	16d	--	10620	10565	9600	9600	8915	--	1605	10, F16, R14
	PHXU5520	HB5.50/20	x	7	5-1/2	20	3-1/4	11-1/2	2-1/2	8	16d	6	10d	--	6650	5785	6650	5285	3590	--	1290	8, F14, R9
7 x 7-1/4	PHXU71725	--	x	7	7-1/8	7-1/4	3-1/4	13-1/8	2-1/2	8	16d	6	10d	--	6650	5785	6650	5285	3590	--	1290	130
7 x 9-1/4	BPH71925	--	x	12	7-1/8	9-1/4	3	--	2-3/8	10	16d	6	10d	--	3485	3510	3775	3485	3280	--	1220	10, F16, R14
	PHM35925-2	--	x	7/10	7-1/8	9-1/4	2-1/2	10	3	2	16d	2	10d	--	3745	3665	3080	3390	3390	--	--	10, F16, R14
	PHXU71925	HB7.12/9.25, WPI49.25-2	x	7	7-1/8	9-1/4	3-1/4	13-1/8	2-1/2	8	16d	6	10d	--	6650	5785	6650	5285	3590	--	1290	8, F14, R9
	HLBH71925	--	x	7	7-1/8	9-1/4	6	12	3-1/8	15	NA16D-RS	6	16d	--	10620	10370	9600	9600	8915	--	1605	10, F16, R14
7 x 9-1/2	BPH7195	B7.12/9.5	x	12	7-1/8	9-1/2	3	--	2-3/8	10	16d	6	10d	--	3485	3510	3775	3485	3280	--	1220	10, F16, R14
	PHM3595-2	--	x	7/10	7-1/8	9-1/2	2-1/2	10	3	2	16d	2	10d	--	3745	3665	3080	3390	3390	--	--	10, F16, R14
	PHXU7195	GLTV49.5-2, HB7.12/9.5, WPI49.5-2	x	7	7-1/8	9-1/2	3-1/4	13-1/8	2-1/2	8	16d	6	10d	--	6650	5785	6650	5285	3590	--	1290	8, F14, R9
	HLBH7195	--	x	7	7-1/8	9-1/2	6	12	3-1/8	15	NA16D-RS	6	16d	--	10620	10370	9600	9600	8915	--	1605	10, F16, R14
7 x 11-1/4	MPH3595-2	WMI49.5-2	x	12	7-1/8	9-1/2	2-1/2	8	3-3/4	2	16d duplex	2	10d	--	--	--	--	--	--	4280	--	5, F30, R5
	BPH71112	--	x	12	7-1/8	11-1/4	3	--	2-3/16	10	16d	6	10d	--	3455	3515	3775	3455	3280	--	1220	10, F16, R14
	PHXU71112	GLTV411.25-2, HB7.12/11.25	x	7	7-1/8	11-1/4	3-1/4	13-1/8	2-1/2	8	16d	6	10d	--	6650	5785	6650	5285	3590	--	1290	8, F14, R9
	HLBH71112	HGLTV411.25-2	x	7	7-1/8	11-1/4	6	12	3-1/8	15	NA16D-RS	6	16d	--	10620	10370	9600	9600	8915	--	1605	10, F16, R14
MPH35112-2	WMI411.25-2	x	12	7-1/8	11-1/4	2-1/2	8	3-3/4	2	16d duplex	2	10d	--	--	--	--	--	--	4280	--	5, F30, R5	

continued on next page

Joist Size	USP Stock No.	Ref. No.	Web Stiffener Req'd.	Steel Gauge	Dimensions					Fastener Schedule ^{2,3,4,8}				100% Allowable Loads (Lbs.) ^{1,5,7}							DF-L/SP Uplift ⁶	Code Ref.
					W	H	D	L	TF	Header		Joist		Header Material								
										Qty	Type	Qty	Type	DF-L/SP I-Joist ⁹	LVL	PGL	LSL	DF-L/SP	SPF	Masonry		
7 x 11-7/8	BPH71118	B7.12/11.88	x	12	7-1/8	11-7/8	3	--	2-3/16	10	16d	6	10d	--	3455	3515	3775	3455	3280	--	1220	10, F16, R14
	PHM35118-2	---	x	7/10	7-1/8	11-7/8	2-1/2	10	3	2	16d	2	10d	--	3745	3665	3080	3390	3390	--	--	10, F16, R14
	PHXU71118	GLTV411.88-2, HB7.12/11.88, HWU7.12/11.88, WPI411.88-2	x	7	7-1/8	11-7/8	3-1/4	13-1/8	2-1/2	8	16d	6	10d	--	6650	5785	6650	5285	3590	--	1290	8, F14, R9
	HLBH71118	HGLTV411.88-2	x	7	7-1/8	11-7/8	6	12	3-1/8	15	NA16D-RS	6	16d	--	10620	10370	9600	9600	8915	--	1605	10, F16, R14
7 x 14	MPH35118-2	WMI411.88-2	x	12	7-1/8	11-7/8	2-1/2	8	3-3/4	2	16d duplex	2	10d	--	--	--	--	--	--	4280	--	5, F30, R5
	BPH7114	B7.12/14	x	12	7-1/8	14	3	--	2-3/16	10	16d	6	10d	--	3455	3515	3775	3455	3280	--	1220	10, F16, R14
	PHM3514-2	---	x	7/10	7-1/8	14	2-1/2	10	3	2	16d	2	10d	--	3745	3665	3080	3390	3390	--	--	10, F16, R14
	PHXU7114	GLTV414-2, HB7.12/14, WPI414-2	x	7	7-1/8	14	3-1/4	13-1/8	2-1/2	8	16d	6	10d	--	6650	5785	6650	5285	3590	--	1290	8, F14, R9
	HLBH7114	HGLTV414-2	x	7	7-1/8	14	6	12	3-1/8	15	NA16D-RS	6	16d	--	10620	10370	9600	9600	8915	--	1605	10, F16, R14
	MPH3514-2	WMI414-2	x	12	7-1/8	14	2-1/2	8	3-3/4	2	16d duplex	2	10d	--	--	--	--	--	--	4280	--	5, F30, R5
7 x 16	BPH7116	B7.12/16	x	12	7-1/8	16	3	--	2-3/16	10	16d	6	10d	--	3455	3515	3775	3455	3280	--	1220	10, F16, R14
	PHM3516-2	---	x	7/10	7-1/8	16	2-1/2	10	3	2	16d	2	10d	--	3745	3665	3080	3390	3390	--	--	10, F16, R14
	PHXU7116	GLTV416-2, HB7.12/16, WPI416-2	x	7	7-1/8	16	3-1/4	13-1/8	2-1/2	8	16d	6	10d	--	6650	5785	6650	5285	3590	--	1290	8, F14, R9
	HLBH7116	HGLTV416-2	x	7	7-1/8	16	6	12	3-1/8	15	NA16D-RS	6	16d	--	10620	10370	9600	9600	8915	--	1605	10, F16, R14
7 x 18	MPH3516-2	WMI416-2	x	12	7-1/8	16	2-1/2	8	3-3/4	2	16d duplex	2	10d	--	--	--	--	--	--	4280	--	5, F30, R5
	BPH7118	B7.12/18	x	12	7-1/8	18	3	--	2-3/16	10	16d	6	10d	--	3455	3515	3775	3455	3280	--	1220	10, F16, R14
	PHM3518-2	---	x	7/10	7-1/8	18	2-1/2	10	3	2	16d	2	10d	--	3745	3665	3080	3390	3390	--	--	10, F16, R14
	PHXU7118	GLTV418-2, HB7.12/18, HWI418-2	x	7	7-1/8	18	3-1/4	13-1/8	2-1/2	8	16d	6	10d	--	6650	5785	6650	5285	3590	--	1290	8, F14, R9
	HLBH7118	HGLTV418-2	x	7	7-1/8	18	6	12	3-1/8	15	NA16D-RS	6	16d	--	10620	10370	9600	9600	8915	--	1605	10, F16, R14
	MPH3518-2	WMI418-2	x	12	7-1/8	18	2-1/2	8	3-3/4	2	16d duplex	2	10d	--	--	--	--	--	--	4280	--	5, F30, R5
7 x 20	BPH7120	B7.12/20	x	12	7-1/8	20	3	--	2-3/16	10	16d	6	10d	--	3455	3510	3775	3455	3280	--	1220	10, F16, R14
	PHM3520-2	---	x	7/10	7-1/8	20	2-1/2	10	3	2	16d	2	10d	--	3745	3665	3080	3390	3390	--	--	10, R14
	PHXU7120	GLTV420-2, HB7.12/20	x	7	7-1/8	20	3-1/4	13-1/8	2-1/2	8	16d	6	10d	--	6650	5785	6650	5285	3590	--	1290	8, F14, R9
	HLBH7120	---	x	7	7-1/8	20	6	12	3-1/8	15	NA16D-RS	6	16d	--	10620	10370	9600	9600	8915	--	1605	10, F16, R14
7 x 22	BPH7122	B7.12/22	x	12	7-1/8	22	3	--	2-3/16	10	16d	6	10d	--	3455	3510	3775	3455	3280	--	1220	10, F16, R14
	PHXU7122	HWI422-2	x	7	7-1/8	22	3-1/4	13-1/8	2-1/2	8	16d	6	10d	--	6650	5785	6650	5285	3590	--	1290	8, F14, R9
	HLBH7122	GLTV422-2, HB7.12/22, HGLTV7.12/22	x	7	7-1/8	22	6	12	3-1/8	15	NA16D-RS	6	16d	--	10620	10370	9600	9600	8915	--	1605	10, F16, R14
7 x 24	BPH7124	B7.12/24	x	12	7-1/8	24	3	--	2-3/16	10	16d	6	10d	--	3455	3510	3775	3455	3280	--	1220	10, F16, R14
	PHXU7124	HWI424-2	x	7	7-1/8	24	3-1/4	13-1/8	2-1/2	8	16d	6	10d	--	6650	5785	6650	5285	3590	--	1290	8, F14, R9
	HLBH7124	GLTV424-2, HB7.12/24, HGLTV7.12/24	x	7	7-1/8	24	6	12	3-1/8	15	NA16D-RS	6	16d	--	10620	10370	9600	9600	8915	--	1605	10, F16, R14
7 x 26	PHXU7126	B7.12/26, HB7.12/26, HWI426-2	x	7	7-1/8	26	3-1/4	13-1/8	2-1/2	8	16d	6	10d	--	6650	5785	6650	5285	3590	--	1290	8, F14, R9
	HLBH7126	GLTV426-2, HB7.12/26	x	7	7-1/8	26	6	12	3-1/8	15	NA16D-RS	6	16d	--	10620	10370	9600	9600	8915	--	1605	10, F16, R14
7 x 28	PHXU7128	B7.12/28, HB7.12/28, HWI428-2	x	7	7-1/8	28	3-1/4	13-1/8	2-1/2	8	16d	6	10d	--	6650	5785	6650	5285	3590	--	1290	8, F14, R9
	HLBH7128	GLTV428-2, HB7.12/28	x	7	7-1/8	28	6	12	3-1/8	15	NA16D-RS	6	16d	--	10620	10370	9600	9600	8915	--	1605	10, F16, R14
7 x 30	PHXU7130	HWI430-2	x	7	7-1/8	30	3-1/4	13-1/8	2-1/2	8	16d	6	10d	--	6650	5785	6650	5285	3590	--	1290	8, F14, R9
	HLBH7130	GLTV430-2, HGLTV430-2	x	7	7-1/8	30	6	12	3-1/8	15	NA16D-RS	6	16d	--	10620	10370	9600	9600	8915	--	1605	10, F16, R14
7 x 32	PHXU7132	HWI432-2	x	7	7-1/8	32	3-1/4	13-1/8	2-1/2	8	16d	6	10d	--	6650	5785	6650	5285	3590	--	1290	130
	HLBH7132	GLTV432-2, HGLTV432-2	x	7	7-1/8	32	6	12	3-1/8	15	NA16D-RS	6	16d	--	10620	10370	9600	9600	8915	--	1605	10, R14

- When I-joist is used as a header, all nails must be 10d x 1-1/2".
- 10d x 1-1/2 nails are 9 gauge (0.148" diameter) by 1-1/2" long.
- Duplex nails are No. 8 wire gauge (0.162" diameter) and 3-1/2" long, double headed nails.
- NA16D-RS nails are 9 gauge (0.148" diameter) by 3-1/2" long, hardened ring shank nails.
- Masonry compressive strength shall be minimum 1500 psi for MPH hangers.
- Uplift loads have been increased 60% for wind or seismic loads; no further increase shall be permitted.
- Some listed loads may be increased for short-term loading. Refer to code evaluation reports for USP Structural Connectors for details.
- Minimum nail penetration shall be 1-1/2" for 10d nails and 1-5/8" for 16d nails.
- When I-Joists with flanges less than 1-1/2" thick are used as headers, the published capacity shall be reduced. Contact USP for additional information.

Load tables address hanger/header/fastener limitations only. Joist limitations must be determined for each installation.



continued on next page